

# Wheeled Excavator

## **A 924** Litronic®

Operating Weight:  
**47,400 – 58,400 lb**

Engine:  
**188 HP (140 kW)**

**Stage Tier 4f**

Bucket Capacity:  
**0.72 – 2.16 yd<sup>3</sup>**



# LIEBHERR



## A 924 Litronic

### Operating Weight:

47,400 – 58,400 lb

### Engine:

188 HP (140 kW)

Stage Tier 4f

### Bucket Capacity:

0.72 – 2.16 yd<sup>3</sup>

## Performance

Durable stable power,  
strength and precision





## Economy

A sound investment –  
Optimum economy and  
environmentally friendly

## Reliability

Competence, consistency,  
innovation – Proven experience

## Comfort

Ergonomic excellence –  
Superior cabin design for  
operator comfort and wellbeing

## Maintainability

Exceptional service and  
a reliable partnership





# Performance



## Durable stable power, strength and precision

Liebherr wheeled excavators are used on building sites all over the world, where they embody force and speed. Using Liebherr excavators, machine operators achieve impressive levels of performance, day-in and day-out. Whether in classic earthmoving, in roadway construction or for digging trenches and laying pipes, more can be achieved faster with Liebherr wheeled excavators.

### Lifting more

The intelligent structure of the uppercarriage and separate mounting of the hoist cylinders permits a significant lift capacity. That makes the A 924 Litronic the ideal machine for pipeline and trenching applications. The most powerful wheeled excavator in its class can effortlessly accomplish tasks such as lifting and moving precast concrete elements and pipes or pulling out shoring boxes.

### Being more Efficient

The A 924 Litronic combines power and dynamic properties. This makes it possible to complete heavy-duty earthmoving jobs faster, so that new tasks can be started sooner. As a result, this wheeled excavator is the efficient solution for use on all construction sites which require a high digging performance and mobile flexibility.

### High Swing Torque

The separate hydraulic pump in the closed slewing circuit only supplies hydraulic fluid to the swing mechanism. The maximum delivery volume is thus available at any time for turning the uppercarriage for fast and dynamic rotational movements.

### Heavy-duty Equipment

Liebherr has designed heavy-duty equipment for applications where wear is especially high, for instance when permanently working on supports, frequent turnover of high loads, demolition work or working with a long stick. The reinforced box construction forms the basis for a long service life of the equipment.

### Automatic Digging Brake

The automatic digging brake ensures that a manual actuation of the brake pedal is no longer required, thus leading to easier operation of the machine. If the machine is at a standstill, the digging brake is automatically applied. Furthermore, the automatic digging brake can be linked with the automatic swing axle lock.



### Travel Drive

- High traction for fast acceleration and powerful engine permit top speed on hills
- Reduces unproductive travel time between jobs on a construction site
- Faster on site – More productive

### Digging Force

- High digging and breakout force in the field
- Continuously high digging performance even in tough ground
- More digging force for faster results

### Joystick Steering

- The optional joystick steering function enables the operator to steer the wheeled excavator using the mini-joystick
- Working and travelling movements can be executed simultaneously without having to move hands
- More efficient operation for greater productivity



# Economy



## A sound investment – Optimum economy and environmentally friendly

Liebherr wheeled excavators are machines that combine high productivity with excellent levels of economy – and all this comes as standard from the factory. On request, the efficiency of each wheeled excavator can be boosted further with a Liebherr productive bucket, a fuel-saving Liebherr hydraulic oil or a Liebherr quick coupling system, all of which provide more return from each operating hour.

### Low Engine Speeds

Compared to the previous model, the engine speed has been reduced from 1,800 rpm to 1,700 rpm. The machine's operating point has thus been optimised for outstanding fuel efficiency at maximum digging performance.

### Liebherr Working Tools and LIKUFIX


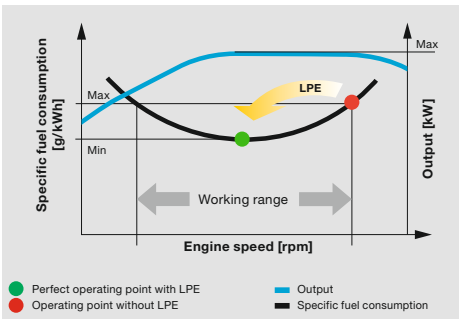
To boost the productivity of its construction machines, Liebherr offers a broad range of working tools for different fields of application. Furthermore, the hydraulic excavators can also be equipped with the Liebherr LIKUFIX hydraulic quick coupling system. The combination of a hydraulic Liebherr quick coupling system with the LIKUFIX coupling block permits fast safe changing of mechanical and hydraulic working tools from the operator's cabin. This boosts productivity on average by 30%. The construction process is accelerated, and orders are completed faster. That enables more turnover to be achieved per machine.

### Fuel Efficiency

The Liebherr D934 diesel engine minimizes environmental impact with low fuel consumption and reduced emissions. To achieve emissions standard Tier 4f, Liebherr employs an innovative SCR system (selective catalytic reduction). The system was developed in-house and effectively reduces exhaust emissions without any compromise in performance.

### Efficient Management

LiDAT, Liebherr's own data transmission and positioning system, facilitates efficient management, monitoring and control of the entire fleet in terms of machinery data recording, data analysis, fleet management and service. All of the important machinery data can be viewed at any time on a web browser. LiDAT provides you comprehensive work deployment documentation, greater availability thanks to shorter downtimes, faster support from the manufacturer, quicker detection of strain/overload and subsequently a longer service life of the machine as well as greater planning efficiency. This service includes 1 year of use free of charge as standard for the wheeled excavator A 924.



### Low: Emissions and Operating Costs

- Innovative SCR system for compliance with emissions standard Tier 4f
- Lower emissions – Lower operating costs – Economic environmental protection

### Low Fuel Consumption Thanks to Intelligent Machine Control

- Liebherr-Power Efficiency (LPE) optimises the interaction of the drive components in terms of efficiency
- LPE enables machine operation in the area of the lowest specific fuel use for less consumption and greater efficiency with the same performance

### Liebherr Quick Coupling System LIKUFIX

- Faster and safer changing of mechanical and hydraulic working tools from the operator's cabin
- Machine utilization increased to up to 90% thanks to extended deployment options
- Visual and acoustic check of correct locking position of tool at quick coupling system by two proximity sensors



# Reliability



## Competence, consistency, innovation – Proven experience

Reliability offers safety. Safety that significantly influences the success of a project. Whatever the circumstances, Liebherr stands for safety – with reliable construction machines and customer-oriented sales and service partners. This means a Liebherr construction machine is exactly what it should be: an investment that pays off.



## Expertise

Liebherr has been developing and producing hydraulic excavators for more than 60 years. This experience and the feedback from customers, sales and service form the basis for putting innovative ideas into practice. The result: wheeled excavators with excellent quality and reliability.

## Quality

Key components such as the diesel engine, SCR technology, hydraulic components, electronic components, swing ring and swing drive are developed, tested and produced by Liebherr itself. The significant expertise of production ensures the highest quality and gives optimum coordination of components. All steel components are designed and manufactured by Liebherr itself. High-strength steel plates configured for the toughest of requirements result in high torsional stiffness and optimum absorption of forces for a longer service life.

## Safety

Besides the performance and efficiency of a wheeled excavator, the safety of the operator and the machine must always be paramount. Numerous equipment features such as the standard pipe break protection on the lifting and stick cylinders, electronic height limitation, overload warning system, impact-resistant laminated safety glass, rollover protection system (ROPS) and an emergency exit through the rear window provide maximum safety in all operations.

## Excellent All-round Vision

The large areas of glass and the rear and side area monitoring systems provide the operator with an excellent view of his working area and the zone around the machine. This perfect view enhances the operator's safety and ensures that in turn he can handle the machine safely at all times.

## Pipe Fracture Safety Valves

The standard pipe fracture safety valves on the stick and hoist cylinders prevent the attachments from dropping in an uncontrolled way and ensure maximum safety during every operation.



### QPDM – Quality and Process Data Management

- QPDM allows production data to be logged, documented and evaluated
- Automation of documentation and test specifications
- Ability to handle large quantities and maintain uniform high quality

### More Rear Visibility – and to the Side too

- The standard camera for rear view monitoring is integrated in a protected location in the counterweight
- Optional camera for the right side area, for greater safety on the site
- Greater visibility for more safety

### Bright and Durable

- The LED rear lights fitted as standard not only look good, they also have a high brightness level and an extremely long service life
- The LED front outline marker fitted as standard make it easier to see the machine on the road, and thus provides greater safety



# Comfort



## Ergonomic excellence – Superior cabin design for operator comfort and wellbeing

The modern Liebherr operator's cab offers the best conditions for healthy, focussed and productive working. Standard features include an air suspended operator seat with seat heating, automatic air conditioning and the ergonomically arranged control elements with touch screen indicating unit. An example of the extensive safety equipment is the roll-over protection system (ROPS) for the cab fitted as standard according to ISO 12117-2.



### Automatic Air Conditioning

The automatic air conditioning offers convincingly intuitive operation. Temperature, blower setting and the various air nozzles in the head, chest and foot areas are set using the touch screen on the display unit. The defrost/defog one-button function clears fogged up windows in the shortest possible time. The filter for the cab air can be changed easily and conveniently from the outside.

### Operator Seats

The Standard, Comfort and Premium operator seat versions available have recognized orthopedic properties, and offer sitting comfort at the highest level. Even the standard operator seat offers an extensive range of features such as air suspension, seat heating, headrest, lumbar support and many more.

### Low Noise Levels

The use of viscoelastic mounts, good insulation and low-noise diesel engines from Liebherr minimises noise emissions and vibrations. The noise levels are just 72 dB(A) in the operator's cab and 103 dB(A) outside.

### Detailed Solutions

The A 924 Litronic offers numerous detailed solutions for greater comfort and efficiency. For example, a choice of steering wheel: for regular civil engineering tasks, the thin steering wheel is recommended as it affords better visibility of the working area. The stabilizer blade does not have any lubrication points and is maintenance-free – no need for time-consuming lubrication.



### Refuelling

- Using the optional refuelling pump, the machine can be refuelled directly from a fuel container
- Remote cable operation and automatic shut off when the tank is full, for greater convenience and shorter refuelling times
- Topping up – simple, quick and safe

### Convenient Radio Operation

- Operation of the radio using the indicating unit: station search, volume control, mute function, answering and ending of calls
- Optional radio with MP3-capable USB port and integrated hands-free speakerphone
- Simple operation for greater convenience

### Intuitive Operation

- Display of the machine data and camera image on the 7-inch display unit with touch screen and direct access via menu bar
- 10 user-programmable memory slots for working tools, which can be used for quickly and easily setting the oil pressure and oil flow at the push of a button when changing tools
- Quick access keys can be programmed by the machine operator for frequently used menu items



# Maintainability



## Exceptional service and a reliable partnership

Liebherr wheeled excavators are not only powerful, robust, precise and efficient, they also impress with the service-orientated machine design. Maintenance is performed quickly, simply and safely. This reduces maintenance costs and keeps machine downtimes to a minimum.

## Service

A fast response when service is required minimises downtime and ensures that schedules can be met. This is made possible by a spare part availability rate in excess of 98% and a 24 h delivery service for spare parts. Service engineers trained by Liebherr carry out service and maintenance work on the spot, quickly and in accordance with the manufacturer's specifications.

## Hydraulic Oils with Added Value

Liebherr hydraulic oils achieve a service life of 6,000 operating hours plus. Instead of having defined change intervals, the results of the oil analysis (every 1,000 operating hours or after one year) determine when the oil needs to be changed. The unique Liebherr Hydraulic Plus oil can even achieve a service life of 8,000 operating hours plus at the same time as reducing fuel consumption by up to 5%. Another reason for the long change intervals is also the comparatively large hydraulic tank capacity. Which enables a long oil settling time. Enclosed air molecules can escape upwards and are not sucked in again. This not only protects the hydraulic oil, it also extends the service life of pumps, valves and hydraulic lines.

## Remanufacturing

The Liebherr remanufacturing program offers cost-effective reconditioning of components to the highest quality standards. Various reconditioning levels are available including replacement components and general overhaul or repair. The customer receives components with original part quality at a reduced cost.

## Competent Advice and Service

Competent advice is given at Liebherr. Experienced specialists provide advice for your specific requirements: application-oriented sales support, service agreements, cost effective repair alternatives, original parts management, as well as remote data transmission for machine planning and fleet management.



### Lubricating During Work

- Fully automatic central lubrication system for the attachment and swing ring
- Can be optionally expanded to the connecting link and quick coupler
- Lubricating without interrupting work for higher productivity

### Optimum Service Access

- Large, wide-opening and automatically locking service doors
- Engine oil, fuel, air and cab air filter can be reached conveniently and safely from ground level
- The oil level in the hydraulic tank can be checked from the cab
- Short service times for greater productivity

### Rapid Spare Parts Service

- 24-hour delivery: Spare parts service is available for our dealers around the clock
- Electronic spare parts catalogue: Fast and reliable selection and ordering via the Liebherr online portal
- With online tracking, the current processing status of your order can be viewed at any time



# Wheeled Excavator A 924 Litronic

## Overview

### Superbly Designed

#### Attachment for Maximum Reliability

- Liebherr hydraulic cylinders
- Wide selection of Liebherr working tools (optional)
- Liebherr quick coupling systems (optional)
- Pipe fracture safety valves for hoisting and stick cylinders
- Overload warning device
- Load holding valve on stabilization cylinder
- Mono boom, HD version (optional)

### Elaborate Maintenance Concept for Maximum Productivity

- Fully automatic central lubrication system for uppercarriage and attachment
- Large, wide-opening service doors
- Central maintenance points accessible from the ground
- Hydraulic shut-off cock
- Liebherr hydraulic oil biologically degradable (optional)
- Cab air filter can be replaced quickly and conveniently from outside
- Tool box left – lockable
- Extended tool equipment (optional)





### **Ergonomic Operator's Work Station for Maximum Comfort**

- Operator's seat Comfort/Premium (optional)
- Automatic air-conditioning system
- 7" color touchscreen display
- Direct access keys
- Adjustable armrests
- Resonant, ergonomic joysticks
- Joystick steering
- Proportional control with mini-joystick
- Tool Control for working tools
- Large windows
- Easy radio control
- Front guard, adjustable (optional)
- Cab windows made from impact-resistant laminated safety glass (optional)
- LED lights (optional)
- Rear view monitoring
- Side view monitoring (optional)

### **Clever Technology for Maximum Performance and Economy**

- Liebherr diesel engine compliant with stage Tier 4f
- Full power at just 1,700 rpm
- Emissions treatment with Liebherr-SCR technology
- Load-sensing-control
- Liebherr-Power Efficiency (LPE)
- MODE selection (Sensitive, ECO, Power, Power-Plus)
- Sensor-controlled automatic idling system
- Close-mesh protective grid in front of cooler intake
- Closed hydraulic circuit for the swing mechanism



# Technical Data



## Diesel Engine

<b>Rating per SAE J1349</b>	188 HP (140 kW) at 1,700 rpm
<b>Model</b>	Liebherr D934
<b>Type</b>	4 cylinder in-line
Bore/Stroke	4.8/5.9 in
Displacement	427.1 in <sup>3</sup>
<b>Engine operation</b>	4-stroke diesel Common-Rail turbo-charged and after-cooler reduced emissions
<b>Air cleaner</b>	dry-type air cleaner with pre-cleaner, primary and safety elements
<b>Engine idling</b>	sensor controlled
<b>Electrical system</b>	
Voltage	24 V
Batteries	2 x 135 Ah / 12 V
Alternator	three-phase current 28 V / 140 A
<b>Stage Tier 4f</b>	
Harmful emissions values	in accordance with EPA/CARB-40CFR stage Tier 4f
Emission control	Liebherr-SCR technology
Fuel tank	87 gal
Urea tank	12 gal



## Cooling System

<b>Diesel engine</b>	water-cooled compact cooling system consisting cooling unit for water, hydraulic oil and charge air with stepless thermostatically controlled fan
----------------------	--



## Hydraulic Controls

<b>Power distribution</b>	via control valves in single block with integrated safety valves
<b>Servo circuit</b>	
Attachment and swing	with hydraulic pilot control and proportional joystick levers
Chassis	electroproportional via foot pedal
<b>Additional functions</b>	via switch or electroproportional foot pedals
<b>Proportional control</b>	proportionally acting transmitters on the joysticks for additional hydraulic functions



## Hydraulic System

<b>Hydraulic pump</b>	
for attachment and travel drive	2 Liebherr axial piston variable displacement pumps (double construction)
Max. flow	2 x 61 gpm
Max. pressure	5,076 psi
for swing drive	reversible axial piston variable displacement pump, closed-loop circuit
Max. flow	37 gpm
Max. pressure	6,092 psi
<b>Hydraulic pump regulation and control</b>	Liebherr-Synchron-Comfort-system (LSC) with electronic engine speed sensing regulation, pressure and flow compensation, torque controlled swing drive priority
<b>Hydraulic tank</b>	46 gal
<b>Hydraulic system</b>	max. 114 gal
<b>Hydraulic oil filter</b>	1 main return filter with integrated partial micro filtration (5 µm)
<b>MODE selection</b>	adjustment of engine and hydraulic performance via a mode pre-selector to match application, e.g. for especially economical and environmentally friendly operation or for maximum digging performance and heavy-duty jobs
S (Sensitive)	mode for precision work and lifting through very sensitive movements
E (Eco)	mode for especially economical and environmentally friendly operation
P (Power)	mode for high performance with low fuel consumption
P+ (Power-Plus)	mode for highest performance and for very heavy duty applications, suitable for continuous operation
<b>Engine speed and performance setting</b>	stepless alignment of engine output and hydraulic power via engine speed
Option	Tool Control: ten preadjustable pump flows and pressures for add on tools



## Swing Drive

<b>Drive</b>	Liebherr axial piston motor in a closed system, Liebherr planetary reduction gear
<b>Swing ring</b>	Liebherr, sealed race ball bearing swing ring, internal teeth
<b>Swing speed</b>	0 – 9.5 rpm stepless
<b>Swing torque</b>	56,055 lbf ft
<b>Holding brake</b>	wet multi-disc (spring applied, pressure released)
<b>Option</b>	pedal controlled positioning swing brake



## Operator's Cab

<b>Cab</b>	ROPS safety cab structure (roll-over protection system) with individual windscreens or featuring a slide-in subpart under the ceiling, work headlights integrated in the ceiling, a door with a sliding window (can be opened on both sides), large stowing and depositing possibilities, shock-absorbing suspension, sound-damping insulating, tinted laminated safety glass, separate window shades for the sunroof window and windscreen
<b>Operator's seat Standard</b>	air cushioned operator's seat with 3D-adjustable armrests, headrest, lap belt, seat heater, manual weight adjustment, adjustable seat cushion inclination and length and mechanical lumbar vertebrae support
<b>Operator's seat Comfort (Option)</b>	in addition to operator's seat standard: lockable horizontal suspension, automatic weight adjustment, adjustable suspension stiffness, pneumatic lumbar vertebrae support and passive seat climatization with active coal
<b>Operator's seat Premium (Option)</b>	in addition to operator's seat comfort: active electronic weight adjustment (automatic readjustment), pneumatic low frequency suspension and active seat climatization with active coal and ventilator
<b>Control system</b>	joysticks with arm consoles and swivel seat, folding left arm console
<b>Operation and displays</b>	large high-resolution operating unit, self-explanatory, color display with touchscreen, video-compatible, numerous setting, control and monitoring options, e.g. air conditioning control, fuel consumption, machine and tool parameters
<b>Air-conditioning</b>	automatic air-conditioning, recirculated air function, fast de-icing and demisting at the press of a button, air vents can be operated via a menu; recirculated air and fresh air filters can be easily replaced and are accessible from the outside; heating-cooling unit, designed for extreme outside temperatures, sensors for solar radiation, inside and outside temperatures



## Undercarriage

<b>Drive</b>	oversized two speed power shift transmission with additional creeper speed, Liebherr axial piston motor with functional brake valve on both sides
<b>Pulling force</b>	30,349 lbf
<b>Travel speed</b>	0 – 2.2 mph stepless (creeper speed off-road) 0 – 4.3 mph stepless (off-road) 0 – 8.1 mph stepless (creeper speed on-road) 0 – 12.4 mph stepless (road travel) 0 – max. 15.5 mph Speeder (Option)
<b>Driving operation</b>	automotive driving using accelerator pedal, cruise control function: storage of variable accelerator pedal positions, both off-road and on-road
<b>Axles</b>	manual or automatic hydraulically controlled front axle oscillation lock
<b>Service brake</b>	two circuit travel brake system with accumulator; wet and backlash-free disc brake
<b>Automatic digging brake</b>	works automatically when driving off (accelerator pedal actuation) and when the machine is stationary (engagement); the digging brake engages automatically – can be coupled with automatic swing axle lock
<b>Holding brake</b>	wet multi-disc (spring applied, pressure released)
<b>Stabilization</b>	stabilizing blade (adjustable during travel for dozing) stabilizing blade rear stabilizing blade rear + 2 point outriggers front stabilizing blade front + 2 point outriggers rear 4 point outriggers
<b>Option</b>	EW-undercarriage 2.75 m/9'



## Attachment

<b>Type</b>	high-strength steel plates at highly stressed points for the toughest requirements. Complex and stable mountings of attachment and cylinders
<b>Hydraulic cylinders</b>	Liebherr cylinders with special seal system as well as shock absorption
<b>Bearings</b>	sealed, low maintenance

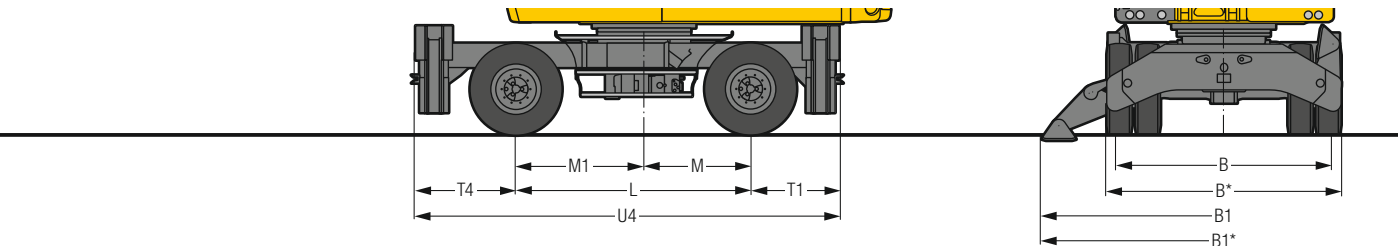
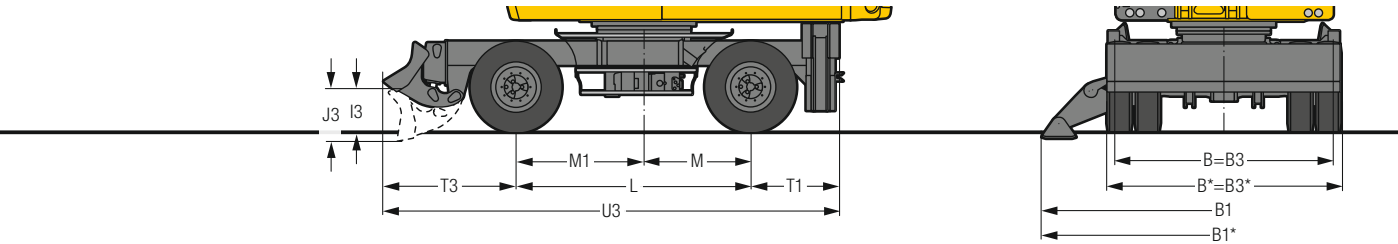
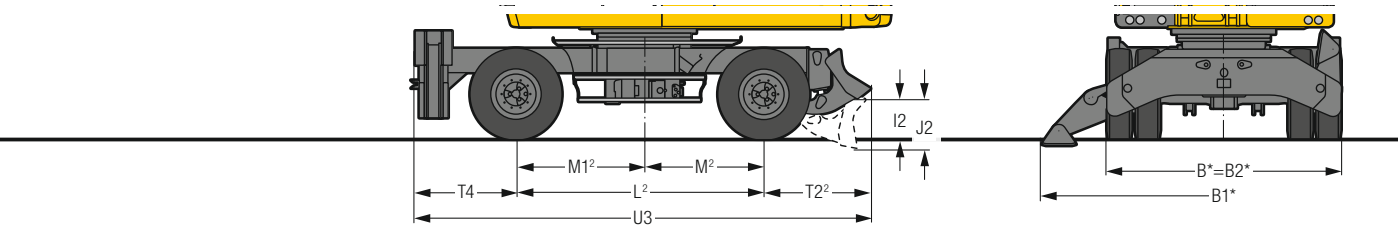
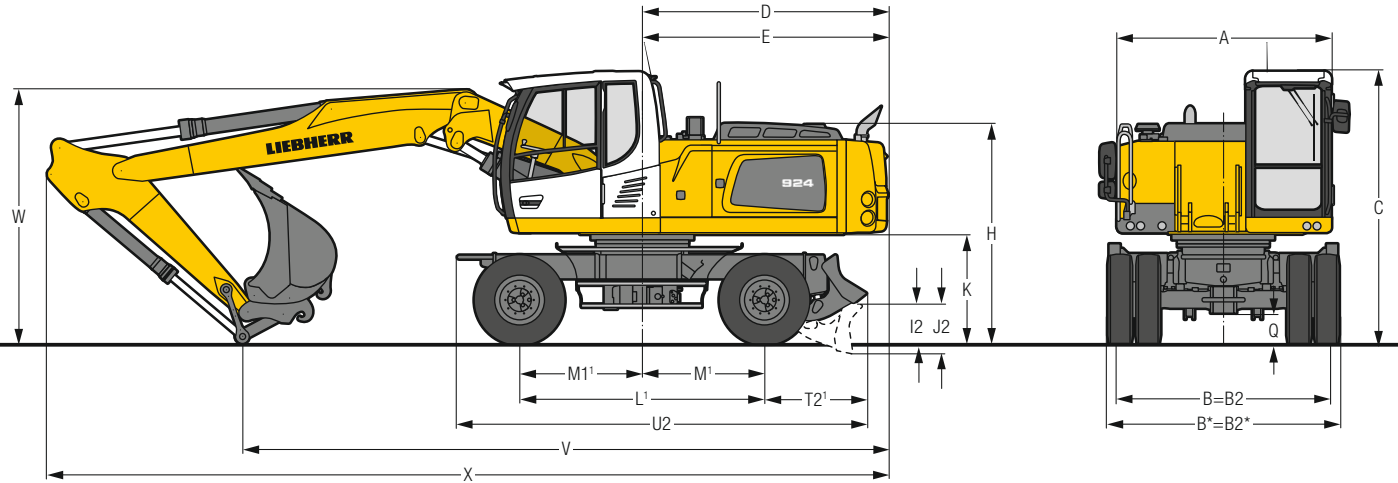


## Complete Machine

<b>Lubrication</b>	Liebherr central lubrication system for uppercarriage and attachment, automatically
<b>Noise emission</b>	
ISO 6396	$L_{pA}$ (inside cab) = 72 dB(A)
2000/14/EC	$L_{WA}$ (surround noise) = 103 dB(A)



# Dimensions



	ft in
<b>A</b>	8' 3"
<b>B</b>	8' 4"
<b>B*</b>	9'
<b>B1</b>	13' 2"
<b>B1*</b>	14'
<b>B2</b>	8' 4"
<b>B2*</b>	9'
<b>C</b>	10' 7"
<b>D</b>	9' 6"
<b>E</b>	9' 6"
<b>H</b>	8' 7"
<b>I2</b>	1' 6"
<b>I3</b>	1' 6"
<b>J2</b>	1'11"
<b>J3</b>	1'11"
<b>K</b>	4' 2"
<b>L</b>	9'
<b>L<sup>1)</sup></b>	9' 6"
<b>L<sup>2)</sup></b>	9' 6"
<b>M</b>	4' 1"
<b>M<sup>1)</sup></b>	4' 9"
<b>M<sup>2)</sup></b>	4' 7"
<b>M1</b>	4'11"
<b>M1<sup>1)</sup></b>	4' 9"
<b>M1<sup>2)</sup></b>	4'11"
<b>Q</b>	1' 2"
<b>T1</b>	3' 5"
<b>T2<sup>1)</sup></b>	4'
<b>T2<sup>2)</sup></b>	4' 2"
<b>T3</b>	5' 1"
<b>T4</b>	3'11"
<b>U2</b>	15'11"
<b>U3</b>	17' 7"
<b>U4</b>	16' 4"

\* EW-Undercarriage/Tires 11.00-20

<sup>1)</sup> Undercarriage-stabilizing blade rear

<sup>2)</sup> Undercarriage-2 point outriggers front, stabilizing blade rear

E = Tail radius

Tires 10.00-20

	Stick		Two-piece boom 19'	
	ft in	ft in	Stabilizer blade	Blade + 2 pt. outriggers
<b>V</b>	7'5"	25'1"	25'1"	4 pt. outriggers
	8'	23'7"	23'7"	4 pt. outriggers
	8'8"	23'	23'	4 pt. outriggers
	10'	22'	22'	4 pt. outriggers
<b>W</b>	7'5"	10'4"	10'4"	4 pt. outriggers
	8'	10'2"	10'2"	4 pt. outriggers
	8'8"	10'2"	10'2"	4 pt. outriggers
	10'	10'6"	10'6"	4 pt. outriggers
<b>X</b>	7'5"	33'	33'	4 pt. outriggers
	8'	33'	33'	4 pt. outriggers
	8'8"	33'	33'	4 pt. outriggers
	10'	33'	33'	4 pt. outriggers

	Stick		Mono boom 18'6"	
	ft in	ft in	Stabilizer blade	Blade + 2 pt. outriggers
<b>V</b>	7'5"	21' 4"	21' 4"	4 pt. outriggers
	8'	20'10"	20'10"	4 pt. outriggers
	8'8"	20' 4"	20'10"	4 pt. outriggers
	10'	19'	20'10"	4 pt. outriggers
<b>W</b>	7'5"	10' 8"	10' 8"	4 pt. outriggers
	8'	10' 8"	10' 8"	4 pt. outriggers
	8'8"	10'10"	10'10"	4 pt. outriggers
	10'	11'	10'10"	4 pt. outriggers
<b>X</b>	7'5"	31'10"	31'10"	4 pt. outriggers
	8'	32'	32' 6"	4 pt. outriggers
	8'8"	32'	32' 6"	4 pt. outriggers
	10'	32'	32' 2"	4 pt. outriggers

Dimensions are with attachment over steering axle

\* Attachment over digging axle for shorter transport dimensions

<sup>1)</sup> without quick coupler





# Lift Capacities

with Two-Piece Boom 19' (Heavy Counterweight)

## Stick 7'5"

ft	Under-carriage	10 ft		15 ft		20 ft		25 ft		30 ft		ft in
		ft	in	ft	in	ft	in	ft	in	ft	in	
30	Stabilizers raised										13,0"	13,0"
	Stabilizer blade down										13,0"	13,0"
	Blade + 2 pt. down										13,0"	13,0"
	4 pt. outriggers down										13,0"	13,0"
25	Stabilizers raised			15,2"	15,2"	9,6"	12,3"				8,9"	10,4"
	Stabilizer blade down			15,2"	15,2"	10,4"	12,3"				9,7"	10,4"
	Blade + 2 pt. down			15,2"	15,2"	12,3"	12,3"				10,4"	10,4"
	4 pt. outriggers down			15,2"	15,2"	12,3"	12,3"				10,4"	10,4"
20	Stabilizers raised			15,3"	15,6"	10,0"	15,2"				6,6"	9,6"
	Stabilizer blade down			15,6"	15,6"	10,7"	15,5"				7,2"	9,6"
	Blade + 2 pt. down			15,6"	15,6"	15,5"	15,5"				9,6"	9,6"
	4 pt. outriggers down			15,6"	15,6"	15,5"	15,5"				9,6"	9,6"
15	Stabilizers raised	26,7	30,3*	14,8	20,7*	9,8	14,9	6,5	10,4		5,5	9,0
	Stabilizer blade down	28,8	30,3*	16,0	20,7*	10,6	16,5*	7,1	14,1*		6,0	9,3*
	Blade + 2 pt. down	30,3*	30,3*	20,7*	20,7*	15,9	16,5*	11,2	14,0*		9,3*	9,3*
	4 pt. outriggers down	30,3*	30,3*	20,7*	20,7*	16,5*	16,5*	13,8	14,0*		9,3*	9,3*
10	Stabilizers raised	25,2	31,0*	14,2	21,9	9,6	14,6	6,4	10,4		4,9	8,3
	Stabilizer blade down	27,2	31,0*	15,4	24,1*	10,4	17,8*	7,0	14,5*		5,4	9,5*
	Blade + 2 pt. down	31,0*	31,0*	23,4	24,0*	15,5	17,8*	11,2	14,4*		8,9	9,5*
	4 pt. outriggers down	31,0*	31,0*	24,0*	24,0*	17,8*	17,8*	13,6	14,4*		9,5*	9,5*
5	Stabilizers raised	24,6	31,4*	13,9	21,6	9,6	14,5	6,2	10,1		4,7	8,0
	Stabilizer blade down	26,7	31,4*	15,1	25,9*	10,4	18,7*	6,8	14,6*		5,2	10,1*
	Blade + 2 pt. down	31,4*	31,4*	23,0	25,8*	15,4	18,6*	10,9	14,6*		8,6	10,1*
	4 pt. outriggers down	31,4*	31,4*	25,8*	25,8*	18,3	18,6*	13,5	14,6*		10,1*	10,1*
0	Stabilizers raised	24,2	37,0*	13,7	21,7	9,2	14,6	5,9	9,8		4,8	8,1
	Stabilizer blade down	26,6	37,0*	14,9	26,0*	9,9	18,8*	6,4	14,8*		5,2	11,2*
	Blade + 2 pt. down	36,9*	36,9*	23,1	25,8*	15,6	18,7*	10,5	14,7*		8,8	11,2*
	4 pt. outriggers down	36,9*	36,9*	25,8*	25,8*	18,4	18,7*	13,2	14,7*		11,0	11,2*
-5	Stabilizers raised	23,2	41,9	13,1	21,9	8,4	13,8	5,6	9,5		5,2	8,9
	Stabilizer blade down	25,6	42,3*	14,2	26,3*	9,1	19,1*	6,1	13,2*		5,7	11,1*
	Blade + 2 pt. down	42,1*	42,1*	23,7	26,2*	14,9	19,0*	10,2	13,1*		9,5	11,0*
	4 pt. outriggers down	42,1*	42,1*	26,2*	26,2*	18,8	19,0*	12,8	13,1*		11,0*	11,0*
-10	Stabilizers raised	23,0	43,4	12,5	21,2	7,8	13,2				6,2	9,5*
	Stabilizer blade down	25,4	43,6*	13,6	27,2*	8,6	17,1*				6,8	9,5*
	Blade + 2 pt. down	43,4*	43,4*	23,0	27,1*	14,3	17,0*				9,3*	9,3*
	4 pt. outriggers down	43,4*	43,4*	27,1*	27,1*	17,0*	17,0*				9,3*	9,3*
-15	Stabilizers raised	22,4	33,9*	12,0	16,2*						11,2	14,3*
	Stabilizer blade down	24,8	33,9*	13,1	16,2*						12,3	14,3*
	Blade + 2 pt. down	33,6*	33,6*	16,0*	16,0*						14,1*	14,1*
	4 pt. outriggers down	33,6*	33,6*	16,0*	16,0*						14,1*	14,1*

## Stick 8'

ft	Under-carriage	10 ft		15 ft		20 ft		25 ft		30 ft		ft in		
		ft	in	ft	in	ft	in	ft	in	ft	in			
30	Stabilizers raised											11,7"	11,7"	
	Stabilizer blade down					12,6"	12,6"					11,7"	11,7"	
	Blade + 2 pt. down					12,6"	12,6"					11,7"	11,7"	
	4 pt. outriggers down					12,6"	12,6"					11,7"	11,7"	
25	Stabilizers raised						9,7	12,5"					8,3	9,6*
	Stabilizer blade down						10,5	12,5"					9,0	9,6*
	Blade + 2 pt. down						12,5*	12,5*					9,6*	9,6*
	4 pt. outriggers down						12,5*	12,5*					9,6*	9,6*
20	Stabilizers raised					14,1"	14,1"	10,0	14,5"	6,4	9,8"		6,3	8,8*
	Stabilizer blade down					14,1"	14,1"	10,8	14,5"	7,0	9,8"		6,8	8,8*
	Blade + 2 pt. down					14,1"	14,1"	14,5*	14,5*	9,8*	9,8*		8,8*	8,8*
	4 pt. outriggers down					14,1"	14,1"	14,5*	14,5*	9,8*	9,8*		8,8*	8,8*
15	Stabilizers raised	21,8*	21,8*	14,8	18,9*	9,8	14,8	6,6	10,5				5,2	8,6*
	Stabilizer blade down	21,8*	21,8*	16,0	18,9*	10,6	16,1*	7,1	13,8*				5,7	8,6*
	Blade + 2 pt. down	21,8*	21,8*	18,9*	18,9*	15,8	16,1*	11,3	13,8*				8,6*	8,6*
	4 pt. outriggers down	21,8*	21,8*	18,9*	18,9*	16,1*	16,1*	13,7	13,8*				8,6*	8,6*
10	Stabilizers raised	25,2	31,6*	14,2	21,9	9,6	14,5	6,5	10,4				4,7	7,9
	Stabilizer blade down	27,2*	31,6*	15,4	23,6*	10,3	17,5*	7,1	14,3*				5,2	8,7*
	Blade + 2 pt. down	31,6*	31,6*	23,4	23,5*	15,5	17,5*	11,2	14,2*				8,5	8,7*
	4 pt. outriggers down	31,6*	31,6*	23,5*	23,5*	17,5*	17,5*	13,6	14,2*				8,7*	8,7*
5	Stabilizers raised	24,5	31,1*	13,8	21,5	9,5	14,4	6,3	10,2				4,5	7,7
	Stabilizer blade down	26,6	31,1*	15,0	25,7*	10,3	18,5*	6,8	14,5*				4,9	9,2*
	Blade + 2 pt. down	31,0*	31,0*	22,9	25,6*	15,3	18,4*	11,0	14,5*				8,3	9,2*
	4 pt. outriggers down	31,0*	31,0*	25,6*	25,6*	18,2	18,4*	13,5	14,5*				9,2*	9,2*
0	Stabilizers raised	24,2	36,1*	13,7	21,5	9,1	14,5	5,9	9,8				4,5	7,8
	Stabilizer blade down	26,7	36,1*	14,9	25,8*	9,9	18,7*	6,5	14,6*				5,0	10,1*
	Blade + 2 pt. down	36,0*	36,0*	22,9	25,7*	15,4	18,5*	10,6	14,5*				8,4	10,1*
	4 pt. outriggers down	36,0*	36,0*	25,7*	25,7*	18,2	18,5*	13,2	14,5*				10,1*	10,1*
-5	Stabilizers raised	23,1	41,5	13,0	21,9	8,4	13,9	5,6	9,5				4,9	8,4
	Stabilizer blade down	25,5	41,7*	14,2	26,1*	9,2	18,9*	6,1	13,9*				5,4	10,8*
	Blade + 2 pt. down	41,6*	41,6*	23,5	26,0*	15,0	18,8*	10,2	13,8*				9,1	10,7*
	4 pt. outriggers down	41,6*	41,6*	26,0*	26,0*	18,6	18,8*	12,8	13,8*				10,7*	10,7*
-10	Stabilizers raised	22,8	43,0	12,5	21,3	7,8	13,2						5,8	9,3*
	Stabilizer blade down	25,3	43,2*	13,7	27,2*	8,6	18,0*						6,4	9,3*
	Blade + 2 pt. down	42,9*	42,9*	23,1	27,0*	14,3	17,9*						9,2*	9,2*
	4 pt. outriggers down	42,9*	42,9*	27,0*	27,0*	17,9*	17,9*						9,2*	9,2*
-15	Stabilizers raised	22,4	37,1*	11,9	19,0*								9,5	12,4*
	Stabilizer blade down	24,8	37,1*	13,1	19,0*								10,5	12,4*
	Blade + 2 pt. down	36,8*	36,8*	18,8*	18,8*								12,2*	12,2*
	4 pt. outriggers down	36,8*	36,8*	18,8*	18,8*								12,2*	12,2*

**Height** **Can be slewed through 360°** **In longitudinal position of undercarriage** **Max. reach** \* **Limited by hydr. capacity**

The lift capacities on the load lift hook of the Liebherr quick coupler SW48 without working tool are stated in lb x 1,000 and are valid on a firm, level supporting surface with blocked oscillating axle. These capacities can be slewed through 360° with the undercarriage in the transverse position. Capacities in the longitudinal position of the undercarriage (+/- 15°) are specified over the steering axle with the stabilizers raised and over the rigid axle with the stabilizers down. The values apply when the adjusting cylinder is in the optimal position. Indicated loads based on the ISO 10567 standard and do not exceed 75 % of tipping or 87 % of hydraulic capacity, or are limited by the permissible load of the load lift hook on the quick coupler (max. 26,500 lb). Without the quick coupler, lift capacities will increase by up to 500 lb.



# Lift Capacities

with Two-Piece Boom 19' (Heavy Counterweight)

## Stick 8'8"

ft	Under-carriage	10 ft		15 ft		20 ft		25 ft		30 ft		ft in		
		ft	ft	ft	ft	ft	ft	ft	ft	ft	ft			
30	Stabilizers raised			12,9*	12,9*							10,6*	10,6*	16' 8"
	Stabilizer blade down			12,9*	12,9*							10,6*	10,6*	
	Blade + 2 pt. down			12,9*	12,9*							10,6*	10,6*	
	4 pt. outriggers down			12,9*	12,9*							10,6*	10,6*	
25	Stabilizers raised					10,6	12,2*					8,4	8,8*	22' 6"
	Stabilizer blade down					10,6	12,2*					8,4	8,8*	
	Blade + 2 pt. down					12,2*	12,2*					8,8*	8,8*	
	4 pt. outriggers down					12,2*	12,2*					8,8*	8,8*	
20	Stabilizers raised			12,7*	12,7*	10,8	13,4*	7,1	10,6*			6,5	8,1*	26'
	Stabilizer blade down			12,7*	12,7*	10,8	13,4*	7,1	10,6*			6,5	8,1*	
	Blade + 2 pt. down			12,7*	12,7*	13,4*	13,4*	10,6*	10,6*			8,1*	8,1*	
	4 pt. outriggers down			12,7*	12,7*	13,4*	13,4*	10,6*	10,6*			8,1*	8,1*	
15	Stabilizers raised	16,1*	16,1*	16,0	16,4*	10,5	15,7*	7,2	13,5*			5,5	7,9*	28' 2"
	Stabilizer blade down	16,1*	16,1*	16,0	16,4*	10,5	15,7*	7,2	13,5*			5,5	7,9*	
	Blade + 2 pt. down	16,1*	16,1*	16,4*	16,4*	15,7*	15,7*	11,3	13,5*			7,9*	7,9*	
	4 pt. outriggers down	16,1*	16,1*	16,4*	16,4*	15,7*	15,7*	13,5*	13,5*			7,9*	7,9*	
10	Stabilizers raised	27,3	32,4*	15,3	23,0*	10,3	17,2*	7,1	14,1*			4,9	8,0*	29' 5"
	Stabilizer blade down	27,3	32,4*	15,3	23,0*	10,3	17,2*	7,1	14,1*			4,9	8,0*	
	Blade + 2 pt. down	32,3*	32,3*	23,0*	23,0*	15,4	17,1*	11,3	14,0*			8,0*	8,0*	
	4 pt. outriggers down	32,3*	32,3*	23,0*	23,0*	17,1*	17,1*	13,5	14,0*			8,0*	8,0*	
5	Stabilizers raised	26,5	30,8*	14,9	25,4*	10,2	18,3*	6,9	14,4*			4,7	8,4*	29' 8"
	Stabilizer blade down	26,5	30,8*	14,9	25,4*	10,2	18,3*	6,9	14,4*			4,7	8,4*	
	Blade + 2 pt. down	30,8*	30,8*	22,8	25,3*	15,2	18,2*	11,0	14,3*			7,9	8,4*	
	4 pt. outriggers down	30,8*	30,8*	25,3*	25,3*	18,2	18,2*	13,4	14,3*			8,4*	8,4*	
0	Stabilizers raised	26,5	35,2*	14,9	25,7*	9,9	18,5*	6,5	14,5*			4,8	9,2*	29'
	Stabilizer blade down	26,5	35,2*	14,9	25,7*	9,9	18,5*	6,5	14,5*			4,8	9,2*	
	Blade + 2 pt. down	35,2*	35,2*	22,8	25,5*	15,3	18,4*	10,7	14,4*			8,1	9,2*	
	4 pt. outriggers down	35,2*	35,2*	25,5*	25,5*	18,1	18,4*	13,2	14,4*			9,2*	9,2*	
-5	Stabilizers raised	25,5	41,1*	14,2	25,9*	9,3	18,7*	6,1	14,2*			5,1	10,5*	27' 5"
	Stabilizer blade down	25,5	41,1*	14,2	25,9*	9,3	18,7*	6,1	14,2*			5,1	10,5*	
	Blade + 2 pt. down	40,9*	40,9*	23,2	25,8*	15,1	18,6*	10,2	14,1*			8,7	10,4*	
	4 pt. outriggers down	40,9*	40,9*	25,8*	25,8*	18,4	18,6*	12,8	14,1*			10,4*	10,4*	
-10	Stabilizers raised	25,1	42,8*	13,8	26,8*	8,6	18,6*					6,0	9,2*	24' 8"
	Stabilizer blade down	25,1	42,8*	13,8	26,8*	8,6	18,6*					6,0	9,2*	
	Blade + 2 pt. down	42,6*	42,6*	23,3	26,6*	14,3	18,5*					9,1*	9,1*	
	4 pt. outriggers down	42,6*	42,6*	26,6*	26,6*	18,2	18,5*					9,1*	9,1*	
-15	Stabilizers raised	24,8	39,6*	13,0	21,3*							9,2	11,1*	18' 10"
	Stabilizer blade down	24,8	39,6*	13,0	21,3*							9,2	11,1*	
	Blade + 2 pt. down	39,3*	39,3*	21,1*	21,1*							10,9*	10,9*	
	4 pt. outriggers down	39,3*	39,3*	21,1*	21,1*							10,9*	10,9*	

## Stick 10'

ft	Under-carriage	10 ft		15 ft		20 ft		25 ft		30 ft		ft in		
		ft	ft	ft	ft	ft	ft	ft	ft	ft	ft			
30	Stabilizers raised											8,8*	8,8*	18' 8"
	Stabilizer blade down											8,8*	8,8*	
	Blade + 2 pt. down											8,8*	8,8*	
	4 pt. outriggers down											8,8*	8,8*	
25	Stabilizers raised					10,1	11,0*					7,0	7,5*	24'
	Stabilizer blade down					10,8	11,0*					7,5*	7,5*	
	Blade + 2 pt. down					11,0*	11,0*					7,5*	7,5*	
	4 pt. outriggers down					11,0*	11,0*					7,5*	7,5*	
20	Stabilizers raised							6,7	10,4*			5,4	6,9*	27' 5"
	Stabilizer blade down							7,3	10,4*			5,9	6,9*	
	Blade + 2 pt. down							10,4*	10,4*			6,9*	6,9*	
	4 pt. outriggers down							10,4*	10,4*			6,9*	6,9*	
15	Stabilizers raised			13,0*	13,0*	9,8	13,4*	6,8	10,6			4,6	6,8*	29' 6"
	Stabilizer blade down			13,0*	13,0*	10,5	13,4*	7,4	12,3*			5,0	6,8*	
	Blade + 2 pt. down			13,0*	13,4*	13,4*	13,4*	11,4	12,3*			6,8*	6,8*	
	4 pt. outriggers down			13,0*	13,0*	13,4*	13,4*	12,3*	12,3*			6,8*	6,8*	
10	Stabilizers raised	25,4	33,2*	14,2	21,9	9,5	14,4	6,8	10,5	4,4	7,4	4,1	6,9*	30' 7"
	Stabilizer blade down	27,5	33,2*	15,4	21,9*	10,2	16,6*	7,3	13,7*	4,8	8,6*	4,6	6,9*	
	Blade + 2 pt. down	33,2*	33,2*	21,9*	21,9*	15,4	16,5*	11,2	13,6*	8,0	8,6*	6,9*	6,9*	
	4 pt. outriggers down	33,2*	33,2*	21,9*	21,9*	16,5*	16,5*	13,4	13,6*	8,6*	8,6*	6,9*	6,9*	
5	Stabilizers raised	24,3	31,0*	13,7	21,3	9,3	14,2	6,5	10,4	4,2	7,3	3,9	6,9	30' 10"
	Stabilizer blade down	26,4	31,0*	14,9	24,8*	10,0	17,9*	7,1	14,2*	4,7	10,0*	4,4	7,2*	
	Blade + 2 pt. down	31,0*	31,0*	22,7	24,7*	15,1	17,9*	11,1	14,1*	7,8	10,0*	7,2*	7,2*	
	4 pt. outriggers down	31,0*	31,0*	24,7*	24,7*	17,9*	17,9*	13,3	14,1*	9,8	10,0*	7,2*	7,2*	
0	Stabilizers raised	24,2	34,1*	13,6	21,2	9,2	14,2	6,1	10,0	4,0	7,1	4,0	7,0	30' 2"
	Stabilizer blade down	26,3	34,1*	14,7	25,5*	9,9	18,4*	6,6	14,3*	4,5	8,9*	4,4	7,9*	
	Blade + 2 pt. down	34,0*	34,0*	22,6	25,3*	15,1	18,2*	10,8	14,2*	7,6	8,9*	7,5	7,9*	
	4 pt. outriggers down	34,0*	34,0*	25,3*	25,3*	17,9	18,2*	13,3	14,2*	8,9*	8,9*	7,9*	7,9*	
-5	Stabilizers raised	23,1	39,7*	13,0	21,5	8,7	14,2	5,6	9,5			4,2	7,5	28' 8"
	Stabilizer blade down	25,6	39,7*	14,2	25,6*	9,5	18,5*	6,2	14,4*			4,7	9,0*	
	Blade + 2 pt. down	39,5*	39,5*	22,9	25,5*	15,3	18,4*	10,3	14,4*			8,0	9,0*	
	4 pt. outriggers down	39,5*	39,5*	25,5*	25,5*	18,1	18,4*	12,9	14,4*			9,0*	9,0*	
-10	Stabilizers raised	22,5	41,9	12,6	21,4	7,9	13,3	5,3	9,2			4,9	8,6	26' 1"
	Stabilizer blade down	25,0	42,2*	13,8	26,3*	8,6	19,0*	5,8	11,7*			5,4	9,1*	
	Blade + 2 pt. down	42,0*	42,0*	23,3	26,1*	14,4	18,9*	9,9	11,6*			9,0*	9,0*	
	4 pt. outriggers down	42,0*	42,0*	26,1*	26,1*	18,3	18,9*	11,6*	11,6*			9,0*	9,0*	
-15	Stabilizers raised	22,5	42,7*	11,8	20,5	7,5	12,6*					6,8	9,3*	21' 4"
	Stabilizer blade down	24,9	42,7*	13,0	24,5*	8,3	12,6*					7,5	9,3*	
	Blade + 2 pt. down	42,5*	42,5*	22,3	24,3*	12,5*	12,5*					9,1*	9,1*	
	4 pt. outriggers down	42,5*	42,5*	24,3*	24,3*	12,5*	12,5*					9,1*	9,1*	

Height Can be slewed through 360° In longitudinal position of undercarriage Max. reach \* Limited by hydr. capacity

The lift capacities on the load lift hook of the Liebherr quick coupler SW48 without working tool are stated in lb x 1,000 and are valid on a firm, level supporting surface with blocked oscillating axle. These capacities can be slewed through 360° with the undercarriage in the transverse position. Capacities in the longitudinal position of the undercarriage (+/- 15°) are specified over the steering axle with the stabilizers raised and over the rigid axle with the stabilizers down. The values apply when the adjusting cylinder is in the optimal position. Indicated loads based on the ISO 10567 standard and do not exceed 75% of tipping or 87% of hydraulic capacity, or are limited by the permissible load of the load lift hook on the quick coupler (max. 26,500 lb). Without the quick coupler, lift capacities will increase by up to 500 lb.

# Lift Capacities

with Two-Piece Boom 19' (Heavy Counterweight) EW-Undercarriage

## Stick 7'5"

ft	Under-carriage	10 ft		15 ft		20 ft		25 ft		30 ft		ft in	
		Stabilizers raised	Stabilizer blade down	Stabilizers raised	Stabilizer blade down	Stabilizers raised	Stabilizer blade down	Stabilizers raised	Stabilizer blade down	Stabilizers raised	Stabilizer blade down		
30	Stabilizers raised									13,0*	13,0*	14' 1"	
	Stabilizer blade down									13,0*	13,0*		
	Blade + 2 pt. down									13,0*	13,0*		
	4 pt. outriggers down									13,0*	13,0*		
25	Stabilizers raised			15,2*	15,2*	10,6	12,3*				9,9	10,4*	20' 8"
	Stabilizer blade down			15,2*	15,2*	11,4	12,3*				10,4*	10,4*	
	Blade + 2 pt. down			15,2*	15,2*	12,3*	12,3*				10,4*	10,4*	
	4 pt. outriggers down			15,2*	15,2*	12,3*	12,3*				10,4*	10,4*	
20	Stabilizers raised			15,6*	15,6*	11,0	15,3				7,3	9,6*	24' 7"
	Stabilizer blade down			15,6*	15,6*	11,7	15,5*				7,9	9,6*	
	Blade + 2 pt. down			15,6*	15,6*	15,5*	15,5*				9,6*	9,6*	
	4 pt. outriggers down			15,6*	15,6*	15,5*	15,5*				9,6*	9,6*	
15	Stabilizers raised	29,5	30,3*	16,3	20,7*	10,8	15,0	7,2	10,5		6,1	9,1	26' 11"
	Stabilizer blade down	30,3*	30,3*	17,4	20,7*	11,6	16,5*	7,8	14,1*		6,7	9,3*	
	Blade + 2 pt. down	30,3*	30,3*	20,7*	20,7*	16,5*	16,5*	12,3	14,0*		9,3*	9,3*	
	4 pt. outriggers down	30,3*	30,3*	20,7*	20,7*	16,5*	16,5*	14,0*	14,0*		9,3*	9,3*	
10	Stabilizers raised	27,9	31,0*	15,7	22,0	10,6	14,7	7,1	10,5		5,5	8,3	28' 1"
	Stabilizer blade down	30,1	31,0*	16,8	24,1*	11,4	17,8*	7,7	14,5*		6,0	9,5*	
	Blade + 2 pt. down	31,0*	31,0*	24,0*	24,0*	16,9	17,8*	12,3	14,4*		9,5*	9,5*	
	4 pt. outriggers down	31,0*	31,0*	24,0*	24,0*	17,8*	17,8*	14,4*	14,4*		9,5*	9,5*	
5	Stabilizers raised	27,4	31,4*	15,4	21,7	10,6	14,6	6,9	10,2		5,3	8,0	28' 5"
	Stabilizer blade down	29,6	31,4*	16,5	25,9*	11,3	18,7*	7,5	14,6*		5,8	10,1*	
	Blade + 2 pt. down	31,4*	31,4*	25,0	25,8*	16,7	18,6*	12,1	14,6*		9,6	10,1*	
	4 pt. outriggers down	31,4*	31,4*	25,8*	25,8*	18,6*	18,6*	14,6	14,6*		10,1*	10,1*	
0	Stabilizers raised	27,4	37,0*	15,2	21,8	10,1	14,7	6,6	9,9		5,4	8,2	27' 8"
	Stabilizer blade down	29,9	37,0*	16,5	26,0*	10,9	18,8*	7,2	14,8*		5,9	11,2*	
	Blade + 2 pt. down	36,9*	36,9*	25,1	25,8*	16,8	18,7*	11,7	14,7*		9,8	11,2*	
	4 pt. outriggers down	36,9*	36,9*	25,8*	25,8*	18,7*	18,7*	14,7	14,7*		11,2*	11,2*	
-5	Stabilizers raised	26,4	42,0	14,6	22,1	9,3	13,9	6,3	9,5		5,8	8,9	26'
	Stabilizer blade down	29,1	42,3*	15,8	26,3*	10,1	19,1*	6,8	13,2*		6,4	11,1*	
	Blade + 2 pt. down	42,1*	42,1*	25,6	26,2*	16,6	19,0*	11,3	13,1*		10,6	11,0*	
	4 pt. outriggers down	42,1*	42,1*	26,2*	26,2*	19,0*	19,0*	13,1*	13,1*		11,0*	11,0*	
-10	Stabilizers raised	26,2	43,6	14,0	21,4	8,8	13,3				7,0	9,5*	23' 1"
	Stabilizer blade down	28,9	43,6*	15,2	27,2*	9,6	17,1*				7,6	9,5*	
	Blade + 2 pt. down	43,4*	43,4*	25,9	27,1*	15,9	17,0*				9,3*	9,3*	
	4 pt. outriggers down	43,4*	43,4*	27,1*	27,1*	17,0*	17,0*				9,3*	9,3*	
-15	Stabilizers raised	25,6	33,9*	13,5	16,2*						12,6	14,3*	15' 8"
	Stabilizer blade down	28,2	33,9*	14,7	16,2*						13,8	14,3*	
	Blade + 2 pt. down	33,6*	33,6*	16,0*	16,0*						14,1*	14,1*	
	4 pt. outriggers down	33,6*	33,6*	16,0*	16,0*						14,1*	14,1*	

## Stick 8'

ft	Under-carriage	10 ft		15 ft		20 ft		25 ft		30 ft		ft in		
		Stabilizers raised	Stabilizer blade down	Stabilizers raised	Stabilizer blade down	Stabilizers raised	Stabilizer blade down	Stabilizers raised	Stabilizer blade down	Stabilizers raised	Stabilizer blade down			
30	Stabilizers raised											15' 5"		
	Stabilizer blade down			12,6*	12,6*								11,7*	11,7*
	Blade + 2 pt. down			12,6*	12,6*								11,7*	11,7*
	4 pt. outriggers down			12,6*	12,6*								11,7*	11,7*
25	Stabilizers raised					10,7	12,5*					9,2	9,6*	21' 7"
	Stabilizer blade down					11,5	12,5*					9,6*	9,6*	
	Blade + 2 pt. down					12,5*	12,5*					9,6*	9,6*	
	4 pt. outriggers down					12,5*	12,5*					9,6*	9,6*	
20	Stabilizers raised					14,1*	14,1*	11,0	14,5*	7,1	9,8*	7,0	8,8*	25' 4"
	Stabilizer blade down					14,1*	14,1*	11,7	14,5*	7,7	9,8*	7,5	8,8*	
	Blade + 2 pt. down					14,1*	14,1*	14,5*	14,5*	9,8*	9,8*	8,8*	8,8*	
	4 pt. outriggers down					14,1*	14,1*	14,5*	14,5*	9,8*	9,8*	8,8*	8,8*	
15	Stabilizers raised	21,8*	21,8*	16,3	18,9*	10,8	14,9	7,3	10,6			5,9	8,6*	27' 7"
	Stabilizer blade down	21,8*	21,8*	17,4	18,9*	11,5	16,1*	7,9	13,8*			6,4	8,6*	
	Blade + 2 pt. down	21,8*	21,8*	18,9*	18,9*	16,1*	16,1*	12,4	13,8*			8,6*	8,6*	
	4 pt. outriggers down	21,8*	21,8*	18,9*	18,9*	16,1*	16,1*	13,8*	13,8*			8,6*	8,6*	
10	Stabilizers raised	27,9	31,6*	15,7	22,0	10,6	14,6	7,2	10,5			5,3	8,0	28' 10"
	Stabilizer blade down	30,1	31,6*	16,8	23,6*	11,3	17,5*	7,8	14,3*			5,8	8,7*	
	Blade + 2 pt. down	31,6*	31,6*	23,5*	23,5*	16,9	17,5*	12,3	14,2*			8,7*	8,7*	
	4 pt. outriggers down	31,6*	31,6*	23,5*	23,5*	17,5*	17,5*	14,2*	14,2*			8,7*	8,7*	
5	Stabilizers raised	27,2	31,1*	15,3	21,6	10,5	14,5	7,0	10,3			5,1	7,7	29'
	Stabilizer blade down	29,5	31,1*	16,4	25,7*	11,2	18,5*	7,6	14,5*			5,5	9,2*	
	Blade + 2 pt. down	31,0*	31,0*	24,9	25,6*	16,6	18,4*	12,1	14,5*			9,2	9,2*	
	4 pt. outriggers down	31,0*	31,0*	25,6*	25,6*	18,4*	18,4*	14,5*	14,5*			9,2*	9,2*	
0	Stabilizers raised	27,4	36,1*	15,2	21,6	10,1	14,6	6,6	9,9			5,1	7,9	28' 5"
	Stabilizer blade down	29,7*	36,1*	16,5	25,8*	10,9	18,7*	7,2	14,6*			5,6	10,1*	
	Blade + 2 pt. down	36,0*	36,0*	24,9	25,7*	16,7	18,5*	11,8	14,5*			9,4	10,1*	
	4 pt. outriggers down	36,0*	36,0*	25,7*	25,7*	18,5*	18,5*	14,5*	14,5*			10,1*	10,1*	
-5	Stabilizers raised	26,3	41,7	14,5	22,1	9,4	14,0	6,3	9,5			5,5	8,5	26' 8"
	Stabilizer blade down	29,0	41,7*	15,8	26,1*	10,2	18,9*	6,8	13,9*			6,1	10,8*	
	Blade + 2 pt. down	41,6*	41,6*	25,4	26,0*	16,7	18,8*	11,4	13,8*			10,1	10,7*	
	4 pt. outriggers down	41,6*	41,6*	26,0*	26,0*	18,8*	18,8*	13,8*	13,8*			10,7*	10,7*	
-10	Stabilizers raised	26,0	43,1	14,1	21,5	8,8	13,3					6,6	9,3*	23' 11"
	Stabilizer blade down	28,7	43,2*	15,3	27,2*	9,6	18,0*					7,2	9,3*	
	Blade + 2 pt. down	42,9*	42,9*	26,0	27,0*	15,9	17,9*					9,2*	9,2*	
	4 pt. outriggers down	42,9*	42,9*	27,0*	27,0*	17,9*	17,9*					9,2*	9,2*	
-15	Stabilizers raised	25,5	37,1*	13,4	19,0*							10,7	12,4*	17' 5"
	Stabilizer blade down	28,2	37,1*	14,6	19,0*							11,7	12,4*	
	Blade + 2 pt. down	36,8*	36,8*	18,8*	18,8*							12,2*	12,2*	
	4 pt. outriggers down	36,8*	36,8*	18,8*	18,8*							12,2*	12,2*	

**Height** **Can be slewed through 360°** **In longitudinal position of undercarriage** **Max. reach** \* **Limited by hydr. capacity**

The lift capacities on the load lift hook of the Liebherr quick coupler SW48 without working tool are stated in lb x 1,000 and are valid on a firm, level supporting surface with blocked oscillating axle. These capacities can be slewed through 360° with the undercarriage in the transverse position. Capacities in the longitudinal position of the undercarriage (+/- 15°) are specified over the steering axle with the stabilizers raised and over the rigid axle with the stabilizers down. The values apply when the adjusting cylinder is in the optimal position. Indicated loads based on the ISO 10567 standard and do not exceed 75 % of tipping or 87 % of hydraulic capacity, or are limited by the permissible load of the load lift hook on the quick coupler (max. 26,500 lb). Without the quick coupler, lift capacities will increase by up to 500 lb.



# Lift Capacities

with Two-Piece Boom 19' (Heavy Counterweight) EW-Undercarriage

## Stick 8'8"

ft	Under-carriage	10 ft		15 ft		20 ft		25 ft		30 ft		ft in	
		ft	ft	ft	ft	ft	ft	ft	ft	ft	ft		
30	Stabilizers raised			12,9*	12,9*							10,6*	10,6*
	Stabilizer blade down			12,9*	12,9*							10,6*	10,6*
	Blade + 2 pt. down			12,9*	12,9*							10,6*	10,6*
	4 pt. outriggers down			12,9*	12,9*							10,6*	10,6*
25	Stabilizers raised					10,8	12,2*					8,6	8,8*
	Stabilizer blade down					11,6	12,2*					8,8*	8,8*
	Blade + 2 pt. down					12,2*	12,2*					8,8*	8,8*
	4 pt. outriggers down					12,2*	12,2*					8,8*	8,8*
20	Stabilizers raised			12,7*	12,7*	11,0	13,4*	7,2	10,5			6,6	8,1*
	Stabilizer blade down			12,7*	12,7*	11,7	13,4*	7,8	10,6*			7,1	8,1*
	Blade + 2 pt. down			12,7*	12,7*	13,4*	13,4*	10,6*	10,6*			8,1*	8,1*
	4 pt. outriggers down			12,7*	12,7*	13,4*	13,4*	10,6*	10,6*			8,1*	8,1*
15	Stabilizers raised	16,1*	16,1*	16,2	16,4*	10,8	14,9	7,4	10,6			5,6	7,9*
	Stabilizer blade down	16,1*	16,1*	16,4*	16,4*	11,5	15,7*	8,0	13,5*			6,1	7,9*
	Blade + 2 pt. down	16,1*	16,1*	16,4*	16,4*	15,7*	15,7*	12,4	13,5*			7,9*	7,9*
	4 pt. outriggers down	16,1*	16,1*	16,4*	16,4*	15,7*	15,7*	13,5*	13,5*			7,9*	7,9*
10	Stabilizers raised	27,9	32,4*	15,6	22,0	10,5	14,6	7,3	10,6			5,0	7,7
	Stabilizer blade down	30,1	32,4*	16,7	23,0*	11,2	17,2*	7,9	14,1*			5,5	8,0*
	Blade + 2 pt. down	32,3*	32,3*	23,0*	23,0*	16,8	17,1*	12,3	14,0*			8,0*	8,0*
	4 pt. outriggers down	32,3*	32,3*	23,0*	23,0*	17,1*	17,1*	14,0*	14,0*			8,0*	8,0*
5	Stabilizers raised	27,1	30,8*	15,2	21,5	10,4	14,4	7,1	10,3			4,8	7,4
	Stabilizer blade down	29,4	30,8*	16,3	25,4*	11,1	18,3*	7,6	14,4*			5,3	8,4*
	Blade + 2 pt. down	30,8*	30,8*	24,8	25,3*	16,5	18,2*	12,2	14,3*			8,4*	8,4*
	4 pt. outriggers down	30,8*	30,8*	25,3*	25,3*	18,2*	18,2*	14,3*	14,3*			8,4*	8,4*
0	Stabilizers raised	27,2	35,2*	15,2	21,5	10,1	14,5	6,7	10,0			4,9	7,5
	Stabilizer blade down	29,5	35,2*	16,3	25,7*	10,9	18,5*	7,2	14,5*			5,4	9,2*
	Blade + 2 pt. down	35,2*	35,2*	24,8	25,5*	16,6	18,4*	11,8	14,4*			9,0	9,2*
	4 pt. outriggers down	35,2*	35,2*	25,5*	25,5*	18,4*	18,4*	14,4*	14,4*			9,2*	9,2*
-5	Stabilizers raised	26,3	41,1*	14,5	22,0	9,5	14,1	6,3	9,5			5,3	8,1
	Stabilizer blade down	29,0	41,1*	15,8	25,9*	10,3	18,7*	6,8	14,2*			5,8	10,5*
	Blade + 2 pt. down	40,9*	40,9*	25,2	25,8*	16,8	18,6*	11,4	14,1*			9,7	10,4*
	4 pt. outriggers down	40,9*	40,9*	25,8*	25,8*	18,6*	18,6*	14,1*	14,1*			10,4*	10,4*
-10	Stabilizers raised	25,9	42,7	14,2	21,6	8,8	13,4					6,2	9,2*
	Stabilizer blade down	28,5	42,8*	15,4	26,8*	9,6	18,6*					6,8	9,2*
	Blade + 2 pt. down	42,6*	42,6*	26,2	26,6*	16,0	18,5*					9,1*	9,1*
	4 pt. outriggers down	42,6*	42,6*	26,6*	26,6*	18,5*	18,5*					9,1*	9,1*
-15	Stabilizers raised	25,5	39,6*	13,3	20,7							9,4	11,1*
	Stabilizer blade down	28,2	39,6*	14,6	21,3*							10,3	11,1*
	Blade + 2 pt. down	39,3*	39,3*	21,1*	21,1*							10,9*	10,9*
	4 pt. outriggers down	39,3*	39,3*	21,1*	21,1*							10,9*	10,9*

## Stick 10'

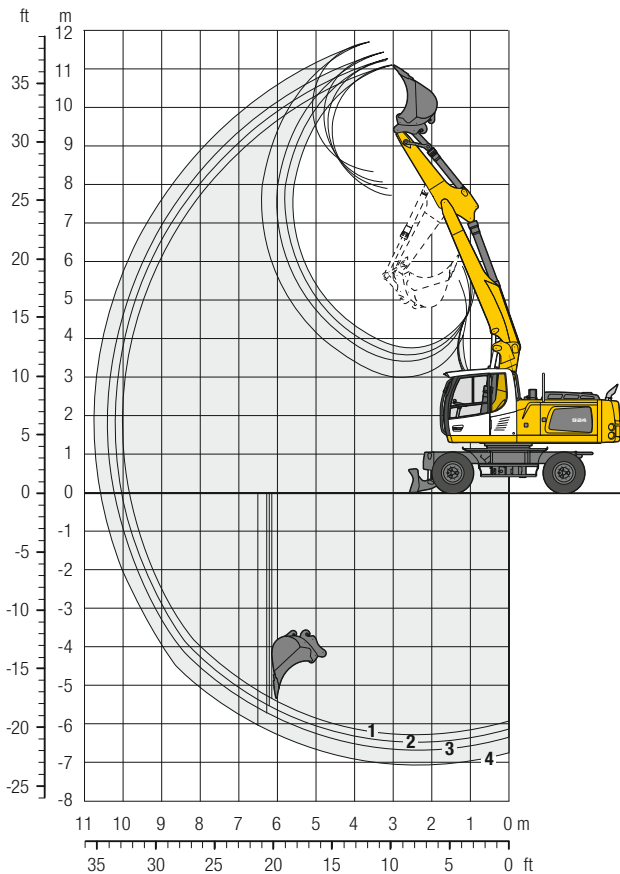
ft	Under-carriage	10 ft		15 ft		20 ft		25 ft		30 ft		ft in	
		ft	ft	ft	ft	ft	ft	ft	ft	ft	ft		
30	Stabilizers raised											8,8*	8,8*
	Stabilizer blade down											8,8*	8,8*
	Blade + 2 pt. down											8,8*	8,8*
	4 pt. outriggers down											8,8*	8,8*
25	Stabilizers raised					11,0	11,0*					7,5*	7,5*
	Stabilizer blade down					11,0*	11,0*					7,5*	7,5*
	Blade + 2 pt. down					11,0*	11,0*					7,5*	7,5*
	4 pt. outriggers down					11,0*	11,0*					7,5*	7,5*
20	Stabilizers raised					11,0	11,6*	7,4	10,4*			6,1	6,9*
	Stabilizer blade down					11,6*	11,6*	8,0	10,4*			6,6	6,9*
	Blade + 2 pt. down					11,6*	11,6*	10,4*	10,4*			6,9*	6,9*
	4 pt. outriggers down					11,6*	11,6*	10,4*	10,4*			6,9*	6,9*
15	Stabilizers raised			13,0*	13,0*	10,8	13,4*	7,5	10,7			5,2	6,8*
	Stabilizer blade down			13,0*	13,0*	11,5	13,4*	8,1	12,3*			5,6	6,8*
	Blade + 2 pt. down			13,0*	13,0*	13,4*	13,4*	12,3	12,3*			6,8*	6,8*
	4 pt. outriggers down			13,0*	13,0*	13,4*	13,4*	12,3*	12,3*			6,8*	6,8*
10	Stabilizers raised	28,1	33,2*	15,7	21,9*	10,5	14,5	7,5	10,6	4,9	7,5	4,7	6,9*
	Stabilizer blade down	30,4	33,2*	16,8	21,9*	11,2	16,6*	8,0	13,7*	5,4	8,6*	5,1	6,9*
	Blade + 2 pt. down	33,2*	33,2*	21,9*	21,9*	16,5*	16,5*	12,2	13,6*	8,6*	8,6*	6,9*	6,9*
	4 pt. outriggers down	33,2*	33,2*	21,9*	21,9*	16,5*	16,5*	13,6*	13,6*	8,6*	8,6*	6,9*	6,9*
5	Stabilizers raised	27,0	31,0*	15,2	21,4	10,3	14,3	7,2	10,4	4,8	7,3	4,5	6,9
	Stabilizer blade down	29,3	31,0*	16,2	24,8*	11,0	17,9*	7,8	14,2*	5,2	10,0*	4,9	7,2*
	Blade + 2 pt. down	31,0*	31,0*	24,7*	24,7*	16,4	17,9*	12,1	14,1*	8,7	10,0*	7,2*	7,2*
	4 pt. outriggers down	31,0*	31,0*	24,7*	24,7*	17,9*	17,9*	14,1*	14,1*	10,0*	10,0*	7,2*	7,2*
0	Stabilizers raised	26,9	34,1*	15,1	21,3	10,2	14,2	6,8	10,1	4,6	7,1	4,5	7,0
	Stabilizer blade down	29,2	34,1*	16,1	25,5*	11,0	18,4*	7,4	14,3*	5,0	8,9*	4,9	7,9*
	Blade + 2 pt. down	34,0*	34,0*	24,6	25,3*	16,4	18,2*	11,9	14,2*	8,5	8,9*	7,9*	7,9*
	4 pt. outriggers down	34,0*	34,0*	25,3*	25,3*	18,2*	18,2*	14,2*	14,2*	8,9*	8,9*	7,9*	7,9*
-5	Stabilizers raised	26,3	39,7*	14,5	21,6	9,7	14,3	6,3	9,6			4,8	7,5
	Stabilizer blade down	29,0	39,7*	15,8	25,6*	10,5	18,5*	6,9	14,4*			5,3	9,0*
	Blade + 2 pt. down	39,5*	39,5*	24,9	25,5*	16,7	18,4*	11,4	14,4*			9,0	9,0*
	4 pt. outriggers down	39,5*	39,5*	25,5*	25,5*	18,4*	18,4*	14,3	14,4*			9,0*	9,0*
-10	Stabilizers raised	25,7	42,0	14,1	21,6	8,9	13,4	6,0	9,3			5,6	8,6
	Stabilizer blade down	28,4	42,2*	15,3	26,3*	9,6	19,0*	6,6	11,7*			6,1	9,1*
	Blade + 2 pt. down	42,0*	42,0*	25,7	26,1*	16,1	18,9*	11,1	11,6*			9,0*	9,0*
	4 pt. outriggers down	42,0*	42,0*	26,1*	26,1*	18,9*	18,9*	11,6*	11,6*			9,0*	9,0*
-15	Stabilizers raised	25,7	42,7*	13,3	20,7	8,5	12,6*					7,7	9,3*
	Stabilizer blade down	28,3	42,7*	14,5	24,5*	9,2	12,6*					8,4	9,3*
	Blade + 2 pt. down	42,5*	42,5*	24,3*	24,3*	12,5*	12,5*					9,1*	9,1*
	4 pt. outriggers down	42,5*	42,5*	24,3*	24,3*	12,5*	12,5*					9,1*	9,1*

Height Can be slewed through 360° In longitudinal position of undercarriage Max. reach \* Limited by hydr. capacity

The lift capacities on the load lift hook of the Liebherr quick coupler SW48 without working tool are stated in lb x 1,000 and are valid on a firm, level supporting surface with blocked oscillating axle. These capacities can be slewed through 360° with the undercarriage in the transverse position. Capacities in the longitudinal position of the undercarriage (+/- 15°) are specified over the steering axle with the stabilizers raised and over the rigid axle with the stabilizers down. The values apply when the adjusting cylinder is in the optimal position. Indicated loads based on the ISO 10567 standard and do not exceed 75% of tipping or 87% of hydraulic capacity, or are limited by the permissible load of the load lift hook on the quick coupler (max. 26,500 lb). Without the quick coupler, lift capacities will increase by up to 500 lb.

# Backhoe Bucket

with Two-Piece Boom 19' (Standard Counterweight)



## Digging Envelope

with quick coupler		1	2	3	4
Stick length	ft in	7'5"	8'	8'8"	10'
Max. digging depth	ft in	20'8"	21' 4"	22'	23'2"
Max. reach at ground level	ft in	32'4"	33'	33'8"	34'9"
Max. dumping height	ft in	25'5"	25'11"	26'5"	27'5"
Max. teeth height	ft in	36'5"	36'11"	37'7"	38'5"
Min. attachment radius	ft in	10'8"	10' 4"	10'2"	10'4"

## Digging Forces

without quick coupler		1	2	3	4
Max. digging force (ISO 6015)	lbf	28,663	26,955	25,471	22,931
	lb	28,700	26,900	25,400	22,900
Max. breakout force (ISO 6015)	lbf	32,462	32,462	32,462	32,462
	lb	32,400	32,400	32,400	32,400

Max. breakout force with ripper bucket 41,815 lbf (41,900 lb)

## Operating Weight

The operating weight includes the basic machine with 8 tires plus intermediate rings, two-piece boom 19', stick 8', quick coupler SW48 and bucket 49.2" / 1.50 yd<sup>3</sup>.

Undercarriage versions	Weight (lb)
A 924 Litronic with stabilizer blade	47,600
A 924 Litronic with stabilizer blade + 2 pt. outriggers	51,400
A 924 Litronic with 4 pt. outriggers	52,300
A 924 EW Litronic with stabilizer blade	47,800
A 924 EW Litronic with stabilizer blade + 2 pt. outriggers	52,300
A 924 EW Litronic with 4 pt. outriggers	53,400

## Buckets Machine stability per ISO 10567\* (75% of tipping capacity)

Cutting width in	Capacity ISO 7451 <sup>1)</sup> yd <sup>3</sup>	Weight lb	Stabilizers raised				Stabilizer blade down				Stabilizer blade + 2 pt. outr. down				4 point outriggers down				EW Stabilizers raised				EW Stabilizer blade down				EW Stabilizer blade + 2 pt. outr. down				EW 4 point outriggers down							
			Stick length (ft in)				Stick length (ft in)				Stick length (ft in)				Stick length (ft in)				Stick length (ft in)				Stick length (ft in)				Stick length (ft in)				Stick length (ft in)							
			7'5"	8'	8'8"	10'	7'5"	8'	8'8"	10'	7'5"	8'	8'8"	10'	7'5"	8'	8'8"	10'	7'5"	8'	8'8"	10'	7'5"	8'	8'8"	10'	7'5"	8'	8'8"	10'	7'5"	8'	8'8"	10'	7'5"	8'	8'8"	10'
33.5 <sup>2)</sup>	0.98	1,433	■	△	■	—	■	■	■	△	■	■	■	■	■	■	■	■	■	■	■	△	■	■	■	■	■	■	■	■	■	■	■	■	■	■	■	■
41.3 <sup>2)</sup>	1.24	1,587	—	—	—	—	△	△	—	—	■	■	■	■	■	■	■	■	△	△	△	—	■	■	△	△	■	■	■	■	■	■	■	■	■	■	■	■
49.2 <sup>2)</sup>	1.50	1,786	—	—	—	—	—	—	—	—	■	■	■	■	■	■	■	■	—	—	—	—	△	△	—	—	■	■	■	■	■	■	■	■	■	■	■	■
55.1 <sup>2)</sup>	1.77	1,940	—	—	—	—	—	—	—	—	■	■	■	■	■	■	■	■	—	—	—	—	—	—	—	—	■	■	■	■	■	■	■	■	■	■	■	■
59.1 <sup>2)</sup>	1.90	1,962	—	—	—	—	—	—	—	—	■	■	■	■	■	■	■	■	—	—	—	—	—	—	—	—	■	■	■	■	■	■	■	■	■	■	■	■
33.5 <sup>3)</sup>	0.98	1,521	△	△	■	—	■	■	■	△	■	■	■	■	■	■	■	■	—	—	—	—	■	■	■	△	■	■	■	■	■	■	■	■	■	■	■	■
41.3 <sup>3)</sup>	1.24	1,764	—	—	—	—	△	△	—	—	■	■	■	■	■	■	■	■	△	△	—	—	■	△	△	△	■	■	■	■	■	■	■	■	■	■	■	■
49.2 <sup>3)</sup>	1.50	2,006	—	—	—	—	—	—	—	—	■	■	■	■	■	■	■	■	—	—	—	—	△	—	—	—	■	■	■	■	■	■	■	■	■	■	■	■
55.1 <sup>3)</sup>	1.77	2,116	—	—	—	—	—	—	—	—	■	■	■	■	■	■	■	■	—	—	—	—	—	—	—	—	■	■	■	■	■	■	■	■	■	■	■	■
59.1 <sup>3)</sup>	1.90	2,205	—	—	—	—	—	—	—	—	■	■	■	△	■	■	■	■	—	—	—	—	—	—	—	—	■	■	■	■	■	■	■	■	■	■	■	■
33.5 <sup>4)</sup>	1.05	1,389	△	△	△	—	■	■	■	△	■	■	■	■	■	■	■	■	—	—	—	—	■	■	■	△	■	■	■	■	■	■	■	■	■	■	■	■
41.3 <sup>4)</sup>	1.37	1,587	—	—	—	—	△	—	—	—	■	■	■	■	■	■	■	■	△	△	—	—	△	△	△	—	■	■	■	■	■	■	■	■	■	■	■	■
49.2 <sup>4)</sup>	1.70	1,764	—	—	—	—	—	—	—	—	■	■	■	■	■	■	■	■	—	—	—	—	—	—	—	—	■	■	■	■	■	■	■	■	■	■	■	■
55.1 <sup>4)</sup>	1.96	1,918	—	—	—	—	—	—	—	—	■	■	■	△	■	■	■	■	—	—	—	—	—	—	—	—	■	■	■	■	■	■	■	■	■	■	■	■
59.1 <sup>4)</sup>	2.16	1,962	—	—	—	—	—	—	—	—	■	■	△	△	■	■	■	■	—	—	—	—	—	—	—	—	■	■	■	■	■	■	■	■	■	■	■	■

\* Indicated loads are based on ISO 10567 and do not exceed 75% of tipping or 87% of hydraulic capacity, max. stick length without quick coupler, lifted 360° on firm with blocked oscillating axle

<sup>1)</sup> comparable with SAE (heaped)

<sup>2)</sup> Bucket with teeth <sup>3)</sup> Bucket with teeth in HD-version <sup>4)</sup> Bucket with cutting edge (also available in HD-version)

Max. material weight ■ = ≤ 3,034 lb/yd<sup>3</sup>, ■ = ≤ 2,528 lb/yd<sup>3</sup>, △ = ≤ 2,023 lb/yd<sup>3</sup>, — = not authorized



# Lift Capacities

with Two-Piece Boom 19' (Standard Counterweight)

## Stick 7'5"

ft	Under-carriage	10 ft		15 ft		20 ft		25 ft		30 ft		ft in
		ft	in	ft	in	ft	in	ft	in	ft	in	
30	Stabilizers raised										12,7	13,0"
	Stabilizer blade down										13,0*	13,0*
	Blade + 2 pt. down										13,0*	13,0*
	4 pt. outriggers down										13,0*	13,0*
25	Stabilizers raised			12,0	15,2"	7,1	12,0				6,6	10,4"
	Stabilizer blade down			13,1	15,2"	7,8	12,3"				7,2	10,4"
	Blade + 2 pt. down			15,2*	15,2*	12,3*	12,3*				10,4*	10,4*
	4 pt. outriggers down			15,2*	15,2*	12,3*	12,3*				10,4*	10,4*
20	Stabilizers raised			11,8	15,6"	7,5	12,4				4,7	8,3"
	Stabilizer blade down			12,8	15,6"	8,2	15,5"				5,2	9,6"
	Blade + 2 pt. down			15,6*	15,6*	13,3*	15,5*				9,0	9,6"
	4 pt. outriggers down			15,6*	15,6*	15,5*	15,5*				9,6*	9,6"
15	Stabilizers raised	20,7	30,3"	11,2	18,8	7,3	12,2	4,6	8,1		3,7	6,9"
	Stabilizer blade down	22,9	30,3"	12,3	20,7"	8,0	16,5"	5,1	14,1"		4,2	9,3"
	Blade + 2 pt. down	30,3*	30,3*	20,3	20,7"	13,1	16,5"	8,8	14,0"		7,5	9,3"
	4 pt. outriggers down	30,3*	30,3*	20,7*	20,7*	16,1	16,5"	11,2	14,0"		9,3*	9,3"
10	Stabilizers raised	19,2	31,0"	10,7	18,1	7,2	11,9	4,5	8,0		3,3	6,2"
	Stabilizer blade down	21,3	31,0"	11,7	24,1"	7,8	17,8"	5,0	14,5"		3,7	9,5"
	Blade + 2 pt. down	31,0*	31,0*	19,5	24,0"	12,9	17,8"	8,8	14,4"		6,8	9,5"
	4 pt. outriggers down	31,0*	31,0*	24,0*	24,0*	15,8	17,8"	11,1	14,4"		8,8	9,5"
5	Stabilizers raised	18,6	31,4"	10,4	17,8	7,1	11,9	4,3	7,8		3,0	6,0"
	Stabilizer blade down	20,7	31,4"	11,4	25,9"	7,8	18,7"	4,8	14,6"		3,4	10,1"
	Blade + 2 pt. down	31,4*	31,4*	19,2	25,8"	12,8	18,6"	8,5	14,6"		6,5	10,1"
	4 pt. outriggers down	31,4*	31,4*	23,9	25,8"	15,6	18,6"	10,9	14,6"		8,5	10,1"
0	Stabilizers raised	18,1	34,4	10,2	17,9	6,7	11,6	4,0	7,4		3,1	6,1"
	Stabilizer blade down	20,2	37,0"	11,2	26,0"	7,3	18,8"	4,4	14,8"		3,5	11,2"
	Blade + 2 pt. down	36,9*	36,9*	19,3	25,8"	12,6	18,7"	8,1	14,7"		6,6	11,2"
	4 pt. outriggers down	36,9*	36,9*	24,0	25,8"	15,8	18,7"	10,5	14,7"		8,6	11,2"
-5	Stabilizers raised	17,1	34,5	9,5	17,3	5,9	10,7	3,7	7,1		3,4	6,6"
	Stabilizer blade down	19,1	42,3"	10,6	26,3"	6,5	19,1"	4,1	13,2"		3,8	11,1"
	Blade + 2 pt. down	38,4	42,1"	19,0	26,2"	11,7	19,0"	7,8	13,1"		7,2	11,0"
	4 pt. outriggers down	42,1*	42,1*	24,6	26,2"	15,1	19,0"	10,1	13,1"		9,4	11,0"
-10	Stabilizers raised	16,9	34,3	8,9	16,6	5,4	10,1				4,1	8,0"
	Stabilizer blade down	18,9	43,6"	9,9	27,2"	6,0	17,1"				4,6	9,5"
	Blade + 2 pt. down	38,2	43,4"	18,1	27,1"	11,0	17,0"				8,7	9,3"
	4 pt. outriggers down	43,4*	43,4*	24,2	27,1"	14,5	17,0"				9,3*	9,3"
-15	Stabilizers raised	16,3	33,6	8,5	16,0						7,9	14,3"
	Stabilizer blade down	18,4	33,9"	9,5	16,2"						8,8	14,3"
	Blade + 2 pt. down	33,6*	33,6*	16,0*	16,0*						14,1*	14,1*
	4 pt. outriggers down	33,6*	33,6*	16,0*	16,0*						14,1*	14,1*

## Stick 8'

ft	Under-carriage	10 ft		15 ft		20 ft		25 ft		30 ft		ft in		
		ft	in	ft	in	ft	in	ft	in	ft	in			
30	Stabilizers raised					11,6	12,6"					11,0	11,7"	
	Stabilizer blade down					12,6*	12,6*					11,7*	11,7*	
	Blade + 2 pt. down					12,6*	12,6*					11,7*	11,7*	
	4 pt. outriggers down					12,6*	12,6*					11,7*	11,7"	
25	Stabilizers raised							7,3	12,2				6,1	9,6"
	Stabilizer blade down							7,9	12,5"				6,7	9,6"
	Blade + 2 pt. down							12,5*	12,5*				9,6*	9,6"
	4 pt. outriggers down							12,5*	12,5*				9,6*	9,6"
20	Stabilizers raised					11,8	14,1"	7,5	12,4	4,5	8,0		4,4	7,8"
	Stabilizer blade down					12,9	14,1"	8,2	14,5"	5,0	9,8"		4,8	8,8"
	Blade + 2 pt. down					14,1*	14,1*	13,4	14,5"	8,8	9,8"		8,5	8,8"
	4 pt. outriggers down					14,1*	14,1*	14,5*	14,5*	9,8*	9,8*		8,8*	8,8"
15	Stabilizers raised	20,7	21,8"	11,2	18,7	7,3	12,1	4,7	8,2				3,5	6,6"
	Stabilizer blade down	21,8*	21,8*	12,3	18,9"	8,0	16,1"	5,1	13,8"				3,9	8,6"
	Blade + 2 pt. down	21,8*	21,8*	18,9*	18,9"	13,1	16,1"	8,9	13,8"				7,2	8,6"
	4 pt. outriggers down	21,8*	21,8*	18,9*	18,9"	16,1*	16,1"	11,3	13,8"				8,6*	8,6"
10	Stabilizers raised	19,2	31,6"	10,6	18,1	7,1	11,9	4,6	8,1				3,1	5,9"
	Stabilizer blade down	21,3	31,6"	11,7	23,6"	7,8	17,5"	5,1	14,3"				3,5	8,7"
	Blade + 2 pt. down	31,6*	31,6*	19,5	23,5"	12,8	17,5"	8,9	14,2"				6,5	8,7"
	4 pt. outriggers down	31,6*	31,6*	23,5*	23,5"	15,7	17,5"	11,2	14,2"				8,4	8,7"
5	Stabilizers raised	18,5	31,1"	10,3	17,7	7,0	11,8	4,4	7,9				2,9	5,7"
	Stabilizer blade down	20,6	31,1"	11,4	25,7"	7,7	18,5"	4,8	14,5"				3,3	9,2"
	Blade + 2 pt. down	31,0*	31,0*	19,1	25,6"	12,7	18,4"	8,6	14,5"				6,2	9,2"
	4 pt. outriggers down	31,0*	31,0*	23,8	25,6"	15,5	18,4"	11,0	14,5"				8,1	9,2"
0	Stabilizers raised	18,2	34,2	10,2	17,7	6,7	11,6	4,0	7,5				2,9	5,8"
	Stabilizer blade down	20,2	36,1"	11,2	25,8"	7,3	18,7"	4,5	14,6"				3,3	10,1"
	Blade + 2 pt. down	36,0*	36,0*	19,1	25,7"	12,6	18,5"	8,2	14,5"				6,3	10,1"
	4 pt. outriggers down	36,0*	36,0*	23,8	25,7"	15,6	18,5"	10,6	14,5"				8,3	10,1"
-5	Stabilizers raised	17,0	34,5	9,5	17,2	6,0	10,8	3,7	7,1				3,1	6,3"
	Stabilizer blade down	19,1	41,7"	10,5	26,1"	6,6	18,9"	4,1	13,9"				3,6	10,8"
	Blade + 2 pt. down	38,1	41,6"	18,9	26,0"	11,8	18,8"	7,8	13,8"				6,9	10,7"
	4 pt. outriggers down	41,6*	41,6*	24,3	26,0"	15,3	18,8"	10,1	13,8"				9,0	10,7"
-10	Stabilizers raised	16,7	34,1	9,0	16,7	5,3	10,1						3,8	7,5"
	Stabilizer blade down	18,8	43,2"	10,0	27,2"	6,0	18,0"						4,3	9,3"
	Blade + 2 pt. down	38,0	42,9"	18,3	27,0"	11,0	17,9"						8,2	9,2"
	4 pt. outriggers down	42,9*	42,9*	24,4	27,0"	14,5	17,9"						9,2*	9,2"
-15	Stabilizers raised	16,3	33,5	8,4	16,0								6,6	12,4"
	Stabilizer blade down	18,3	37,1"	9,4	19,0"								7,4	12,4"
	Blade + 2 pt. down	36,8*	36,8*	17,4	18,8"								12,2*	12,2"
	4 pt. outriggers down	36,8*	36,8*	18,8*	18,8"								12,2*	12,2"

Height Can be slewed through 360° In longitudinal position of undercarriage Max. reach \* Limited by hydr. capacity

The lift capacities on the load lift hook of the Liebherr quick coupler SW48 without working tool are stated in lb x 1,000 and are valid on a firm, level supporting surface with blocked oscillating axle. These capacities can be slewed through 360° with the undercarriage in the transverse position. Capacities in the longitudinal position of the undercarriage (+/- 15°) are specified over the steering axle with the stabilizers raised and over the rigid axle with the stabilizers down. The values apply when the adjusting cylinder is in the optimal position. Indicated loads based on the ISO 10567 standard and do not exceed 75% of tipping or 87% of hydraulic capacity, or are limited by the permissible load of the load lift hook on the quick coupler (max. 26,500 lb). Without the quick coupler, lift capacities will increase by up to 500 lb.

# Lift Capacities

with Two-Piece Boom 19' (Standard Counterweight)

## Stick 8'8"

ft	Under-carriage	10 ft		15 ft		20 ft		25 ft		30 ft		ft in
		Stabilizers raised	Stabilizer blade down	Stabilizers raised	Stabilizer blade down	Stabilizers raised	Stabilizer blade down	Stabilizers raised	Stabilizer blade down	Stabilizers raised	Stabilizer blade down	
30	Stabilizers raised			12,9"	12,9"							10,6 10,6"
	Stabilizer blade down			12,9"	12,9"							10,6 10,6"
	Blade + 2 pt. down			12,9"	12,9"							10,6* 10,6*
	4 pt. outriggers down			12,9"	12,9"							10,6* 10,6*
25	Stabilizers raised					8,1	12,2"					6,2 8,8"
	Stabilizer blade down					8,1	12,2"					6,2 8,8"
	Blade + 2 pt. down					12,2*	12,2*					8,8* 8,8*
	4 pt. outriggers down					12,2*	12,2*					8,8* 8,8*
20	Stabilizers raised			12,7"	12,7"	8,2	13,4"	5,1	10,6"			4,6 8,1"
	Stabilizer blade down			12,7"	12,7"	8,2	13,4"	5,1	10,6"			4,6 8,1"
	Blade + 2 pt. down			12,7"	12,7"	13,3	13,4"	8,9	10,6"			8,1 8,1"
	4 pt. outriggers down			12,7"	12,7"	13,4*	13,4*	10,6*	10,6*			8,1* 8,1*
15	Stabilizers raised	16,1*	16,1*	12,3	16,4*	8,0	15,7"	5,2	13,5"			3,7 7,9"
	Stabilizer blade down	16,1*	16,1*	12,3	16,4*	8,0	15,7"	5,2	13,5"			3,7 7,9"
	Blade + 2 pt. down	16,1*	16,1*	16,4*	16,4*	13,1	15,7"	9,0	13,5"			6,9 7,9"
	4 pt. outriggers down	16,1*	16,1*	16,4*	16,4*	15,7*	15,7*	11,3	13,5"			7,9* 7,9*
10	Stabilizers raised	21,4	32,4*	11,7	23,0*	7,7	17,2"	5,2	14,1"			3,3 8,0"
	Stabilizer blade down	21,4	32,4*	11,7	23,0*	7,7	17,2"	5,2	14,1"			3,3 8,0"
	Blade + 2 pt. down	32,3*	32,3*	19,5	23,0*	12,7	17,1"	8,9	14,0"			6,2 8,0"
	4 pt. outriggers down	32,3*	32,3*	23,0*	23,0*	15,7	17,1"	11,3	14,0"			8,0* 8,0*
5	Stabilizers raised	20,5	30,8*	11,3	25,4*	7,6	18,3"	4,9	14,4"			3,1 8,4"
	Stabilizer blade down	20,5	30,8*	11,3	25,4*	7,6	18,3"	4,9	14,4"			3,1 8,4"
	Blade + 2 pt. down	30,8*	30,8*	19,0	25,3*	12,6	18,2"	8,7	14,3"			6,0 8,4"
	4 pt. outriggers down	30,8*	30,8*	23,7	25,3*	15,4	18,2"	11,0	14,3"			7,8 8,4"
0	Stabilizers raised	20,4	35,2*	11,2	25,7*	7,3	18,5"	4,5	14,5"			3,1 9,2"
	Stabilizer blade down	20,4	35,2*	11,2	25,7*	7,3	18,5"	4,5	14,5"			3,1 9,2"
	Blade + 2 pt. down	35,2*	35,2*	19,0	25,5*	12,6	18,4"	8,2	14,4"			6,0 9,2"
	4 pt. outriggers down	35,2*	35,2*	23,6	25,5*	15,5	18,4"	10,6	14,4"			7,9 9,2"
-5	Stabilizers raised	19,0	41,1*	10,5	25,9*	6,7	18,7"	4,1	14,2"			3,4 10,5"
	Stabilizer blade down	19,0	41,1*	10,5	25,9*	6,7	18,7"	4,1	14,2"			3,4 10,5"
	Blade + 2 pt. down	37,8	40,9*	18,9	25,8*	11,9	18,6"	7,8	14,1"			6,5 10,4"
	4 pt. outriggers down	40,9*	40,9*	24,1	25,8*	15,4	18,6"	10,1	14,1"			8,6 10,4"
-10	Stabilizers raised	18,6	42,8*	10,1	26,8*	6,0	18,6"					4,0 9,2"
	Stabilizer blade down	18,6	42,8*	10,1	26,8*	6,0	18,6"					4,0 9,2"
	Blade + 2 pt. down	37,9	42,6*	18,4	26,6*	11,1	18,5"					7,7 9,1"
	4 pt. outriggers down	42,6*	42,6*	24,6	26,6*	14,5	18,5"					9,1* 9,1*
-15	Stabilizers raised	18,3	39,6*	9,3	21,3*							6,4 11,1"
	Stabilizer blade down	18,3	39,6*	9,3	21,3*							6,4 11,1"
	Blade + 2 pt. down	37,3	39,3*	17,4	21,1*							10,9* 10,9*
	4 pt. outriggers down	39,3*	39,3*	21,1*	21,1*							10,9* 10,9*

## Stick 10'

ft	Under-carriage	10 ft		15 ft		20 ft		25 ft		30 ft		ft in
		Stabilizers raised	Stabilizer blade down	Stabilizers raised	Stabilizer blade down	Stabilizers raised	Stabilizer blade down	Stabilizers raised	Stabilizer blade down	Stabilizers raised	Stabilizer blade down	
30	Stabilizers raised											8,0 8,8"
	Stabilizer blade down											8,8* 8,8*
	Blade + 2 pt. down											8,8* 8,8*
	4 pt. outriggers down											8,8* 8,8*
25	Stabilizers raised					7,6	11,0"					5,0 7,5"
	Stabilizer blade down					8,3	11,0"					5,5 7,5"
	Blade + 2 pt. down					11,0*	11,0*					7,5* 7,5*
	4 pt. outriggers down					11,0*	11,0*					7,5* 7,5*
20	Stabilizers raised					7,5	11,6"	4,8	8,3			3,7 6,8"
	Stabilizer blade down					8,2	11,6"	5,3	10,4"			4,1 6,9"
	Blade + 2 pt. down					11,6*	11,6*	9,1	10,4"			6,9* 6,9*
	4 pt. outriggers down					11,6*	11,6*	10,4*	10,4*			6,9* 6,9*
15	Stabilizers raised			11,4	13,0"	7,3	12,1	4,9	8,4			3,0 5,8"
	Stabilizer blade down			12,4	13,0"	8,0	13,4"	5,4	12,3"			3,4 6,8"
	Blade + 2 pt. down			13,0*	13,0"	13,1	13,4"	9,2	12,3"			6,4 6,8*
	4 pt. outriggers down			13,0*	13,0"	13,4*	13,4"	11,4	12,3"			6,8* 6,8*
10	Stabilizers raised	19,4	33,2*	10,6	18,1	7,0	11,8	4,9	8,4	2,8	5,5	2,6 5,3"
	Stabilizer blade down	21,6	33,2*	11,7	21,9*	7,7	16,6"	5,4	13,7"	3,2	8,6*	3,0 6,9"
	Blade + 2 pt. down	33,2*	33,2*	19,5	21,9*	12,7	16,5"	9,1	13,6"	6,1	8,6*	5,8 6,9*
	4 pt. outriggers down	33,2*	33,2*	21,9*	21,9*	15,6	16,5"	11,2	13,6"	7,8	8,6*	6,9* 6,9*
5	Stabilizers raised	18,3	31,0*	10,2	17,5	6,8	11,6	4,6	8,1	2,7	5,4	2,4 5,0"
	Stabilizer blade down	20,5	31,0*	11,2	24,8*	7,5	17,9*	5,1	14,2*	3,0	10,0*	2,8 7,2"
	Blade + 2 pt. down	31,0*	31,0*	18,9	24,7*	12,5	17,9*	8,8	14,1"	5,9	10,0*	5,5 7,2"
	4 pt. outriggers down	31,0*	31,0*	23,6	24,7*	15,3	17,9*	11,1	14,1"	7,7	10,0*	7,2* 7,2*
0	Stabilizers raised	18,2	33,5	10,0	17,4	6,7	11,6	4,2	7,7	2,5	5,2	2,4 5,1"
	Stabilizer blade down	20,3	34,1*	11,1	25,5*	7,4	18,4"	4,7	14,3"	2,8	8,9*	2,8 7,9"
	Blade + 2 pt. down	34,0*	34,0*	18,8	25,3*	12,5	18,2"	8,4	14,2"	5,7	8,9*	5,6 7,9"
	4 pt. outriggers down	34,0*	34,0*	23,4	25,3*	15,3	18,2"	10,7	14,2"	7,5	8,9*	7,4 7,9"
-5	Stabilizers raised	17,0	34,2	9,5	17,2	6,2	11,1	3,7	7,2			2,6 5,5"
	Stabilizer blade down	19,1	39,7*	10,5	25,6*	6,9	18,5*	4,2	14,4"			3,0 9,0"
	Blade + 2 pt. down	37,2	39,5*	19,0	25,5*	12,1	18,4"	7,9	14,4"			6,0 9,0"
	4 pt. outriggers down	39,5*	39,5*	23,8	25,5*	15,6	18,4"	10,2	14,4"			7,9 9,0"
-10	Stabilizers raised	16,4	33,8	9,1	16,8	5,4	10,2	3,4	6,8			3,1 6,3"
	Stabilizer blade down	18,5	42,2*	10,1	26,3*	6,1	19,0*	3,9	11,7"			3,5 9,1"
	Blade + 2 pt. down	37,8	42,0*	18,4	26,1*	11,2	18,9*	7,5	11,6"			6,9 9,0"
	4 pt. outriggers down	42,0*	42,0*	24,5	26,1*	14,6	18,9*	9,8	11,6"			9,0* 9,0*
-15	Stabilizers raised	16,4	33,7	8,3	15,9	5,0	9,8					4,5 8,8"
	Stabilizer blade down	18,4	42,7*	9,3	24,5*	5,7	12,6"					5,1 9,3"
	Blade + 2 pt. down	37,6	42,5*	17,4	24,3*	10,7	12,5"					9,1* 9,1*
	4 pt. outriggers down	42,5*	42,5*	23,4	24,3*	12,5*	12,5*					9,1* 9,1*

**Height** **Can be slewed through 360°** **In longitudinal position of undercarriage** **Max. reach** \* **Limited by hydr. capacity**

The lift capacities on the load lift hook of the Liebherr quick coupler SW48 without working tool are stated in lb x 1,000 and are valid on a firm, level supporting surface with blocked oscillating axle. These capacities can be slewed through 360° with the undercarriage in the transverse position. Capacities in the longitudinal position of the undercarriage (+/- 15°) are specified over the steering axle with the stabilizers raised and over the rigid axle with the stabilizers down. The values apply when the adjusting cylinder is in the optimal position. Indicated loads based on the ISO 10567 standard and do not exceed 75 % of tipping or 87 % of hydraulic capacity, or are limited by the permissible load of the load lift hook on the quick coupler (max. 26,500 lb). Without the quick coupler, lift capacities will increase by up to 500 lb.



# Lift Capacities

with Two-Piece Boom 19' (Standard Counterweight) EW-Undercarriage

## Stick 7'5"

ft	Under-carriage	10 ft		15 ft		20 ft		25 ft		30 ft		ft in
30	Stabilizers raised										13.0*	13.0*
	Stabilizer blade down										13.0*	13.0*
	Blade + 2 pt. down										13.0*	13.0*
	4 pt. outriggers down										13.0*	13.0*
25	Stabilizers raised										7.4	10.4*
	Stabilizer blade down			13.4	15.2*	8.0	12.1				8.0	10.4*
	Blade + 2 pt. down			14.6	15.2*	8.7	12.3*				10.4*	10.4*
	4 pt. outriggers down			15.2*	15.2*	12.3*	12.3*				10.4*	10.4*
20	Stabilizers raised										5.3	8.3
	Stabilizer blade down			13.2	15.6*	8.4	12.5				5.8	9.6*
	Blade + 2 pt. down			14.3	15.6*	9.1	15.5*				9.6*	9.6*
	4 pt. outriggers down			15.6*	15.6*	15.5*	15.5*				9.6*	9.6*
15	Stabilizers raised	23.6	30.3*	12.6	18.9	8.2	12.3	5.2	8.2		4.3	7.0
	Stabilizer blade down	26.0	30.3*	13.7	20.7*	8.9	16.5*	5.7	14.1*		4.8	9.3*
	Blade + 2 pt. down	30.3*	30.3*	20.7*	20.7*	14.4	16.5*	9.9	14.0*		8.5	9.3*
	4 pt. outriggers down	30.3*	30.3*	20.7*	20.7*	16.5*	16.5*	12.5	14.0*		9.3*	9.3*
10	Stabilizers raised	22.0	31.0*	12.0	18.2	8.0	12.0	5.2	8.1		3.8	6.3
	Stabilizer blade down	24.3	31.0*	13.1	24.1*	8.7	17.8*	5.7	14.5*		4.2	9.5*
	Blade + 2 pt. down	31.0*	31.0*	21.6	24.0*	14.1	17.8*	9.8	14.4*		7.7	9.5*
	4 pt. outriggers down	31.0*	31.0*	24.0*	24.0*	17.4	17.8*	12.5	14.4*		9.5*	9.5*
5	Stabilizers raised	21.4	31.4*	11.8	17.9	8.0	12.0	4.9	7.9		3.6	6.0
	Stabilizer blade down	23.7	31.4*	12.8	25.9*	8.7	18.7*	5.4	14.6*		4.0	10.1*
	Blade + 2 pt. down	31.4*	31.4*	21.2	25.8*	14.0	18.6*	9.6	14.6*		7.4	10.1*
	4 pt. outriggers down	31.4*	31.4*	25.8*	25.8*	17.1	18.6*	12.2	14.6*		9.6	10.1*
0	Stabilizers raised	20.8	34.7	11.5	18.0	7.5	11.7	4.6	7.5		3.6	6.1
	Stabilizer blade down	23.1	37.0*	12.6	26.0*	8.2	18.8*	5.1	14.8*		4.0	11.2*
	Blade + 2 pt. down	36.9*	36.9*	21.3	25.8*	14.1	18.7*	9.2	14.7*		7.5	11.2*
	4 pt. outriggers down	36.9*	36.9*	25.8*	25.8*	17.3	18.7*	11.9	14.7*		9.8	11.2*
-5	Stabilizers raised	19.8	34.8	10.9	17.4	6.7	10.8	4.3	7.2		3.9	6.7
	Stabilizer blade down	22.1	42.3*	11.9	26.3*	7.4	19.1*	4.8	13.2*		4.4	11.1*
	Blade + 2 pt. down	42.1*	42.1*	21.5	26.2*	13.2	19.0*	8.8	13.1*		8.2	11.0*
	4 pt. outriggers down	42.1*	42.1*	26.2*	26.2*	17.2	19.0*	11.5	13.1*		10.7	11.0*
-10	Stabilizers raised	19.6	34.6	10.2	16.7	6.2	10.2				4.8	8.0
	Stabilizer blade down	21.9	43.6*	11.3	27.2*	6.9	17.1*				5.4	9.5*
	Blade + 2 pt. down	43.4*	43.4*	20.7	27.1*	12.5	17.0*				9.3*	9.3*
	4 pt. outriggers down	43.4*	43.4*	27.1*	27.1*	16.4	17.0*				9.3*	9.3*
-15	Stabilizers raised	19.0	33.9	9.7	16.2						9.1	14.3*
	Stabilizer blade down	21.3	33.9*	10.8	16.2*						10.1	14.3*
	Blade + 2 pt. down	33.6*	33.6*	16.0*	16.0*						14.1*	14.1*
	4 pt. outriggers down	33.6*	33.6*	16.0*	16.0*						14.1*	14.1*

## Stick 8'

ft	Under-carriage	10 ft		15 ft		20 ft		25 ft		30 ft		ft in	
30	Stabilizers raised											11.7*	11.7*
	Stabilizer blade down			12.6*	12.6*							12.6*	12.6*
	Blade + 2 pt. down			12.6*	12.6*							11.7*	11.7*
	4 pt. outriggers down			12.6*	12.6*							11.7*	11.7*
25	Stabilizers raised											6.8	9.6*
	Stabilizer blade down					8.1	12.3					7.5	9.6*
	Blade + 2 pt. down					8.8	12.5*					9.6*	9.6*
	4 pt. outriggers down					12.5*	12.5*					9.6*	9.6*
20	Stabilizers raised											5.0	7.9
	Stabilizer blade down			13.2	14.1*	8.4	12.5	5.1	8.1			5.5	8.8*
	Blade + 2 pt. down			14.1*	14.1*	9.1	14.5*	5.7	9.8*			8.8*	8.8*
	4 pt. outriggers down			14.1*	14.1*	14.5*	14.5*	9.8*	9.8*			8.8*	8.8*
15	Stabilizers raised	21.8*	21.8*	12.6	18.8	8.2	12.2	5.3	8.3			4.1	6.6
	Stabilizer blade down	21.8*	21.8*	13.7	18.9*	8.9	16.1*	5.8	13.8*			4.5	8.6*
	Blade + 2 pt. down	21.8*	21.8*	18.9*	18.9*	14.4	16.1*	10.0	13.8*			8.1	8.6*
	4 pt. outriggers down	21.8*	21.8*	18.9*	18.9*	16.1*	16.1*	12.6	13.8*			8.6*	8.6*
10	Stabilizers raised	22.0	31.6*	12.0	18.2	8.0	12.0	5.2	8.2			3.6	6.0
	Stabilizer blade down	24.4	31.6*	13.1	23.6*	8.7	17.5*	5.7	14.3*			4.0	8.7*
	Blade + 2 pt. down	31.6*	31.6*	21.6	23.5*	14.1	17.5*	9.9	14.2*			7.4	8.7*
	4 pt. outriggers down	31.6*	31.6*	23.5*	23.5*	17.3	17.5*	12.5	14.2*			8.7*	8.7*
5	Stabilizers raised	21.3	31.1*	11.7	17.8	7.9	11.9	5.0	7.9			3.4	5.8
	Stabilizer blade down	23.6	31.1*	12.8	25.7*	8.6	18.5*	5.5	14.5*			3.8	9.2*
	Blade + 2 pt. down	31.0*	31.0*	21.1	25.6*	13.9	18.4*	9.7	14.5*			7.1	9.2*
	4 pt. outriggers down	31.0*	31.0*	25.6*	25.6*	17.1	18.4*	12.3	14.5*			9.2*	9.2*
0	Stabilizers raised	20.9	34.4	11.5	17.9	7.5	11.7	4.6	7.6			3.4	5.8
	Stabilizer blade down	23.2	36.1*	12.6	25.8*	8.2	18.7*	5.1	14.6*			3.8	10.1*
	Blade + 2 pt. down	36.0*	36.0*	21.2	25.7*	14.1	18.5*	9.2	14.5*			7.2	10.1*
	4 pt. outriggers down	36.0*	36.0*	25.7*	25.7*	17.1	18.5*	11.9	14.5*			9.4	10.1*
-5	Stabilizers raised	19.7	34.8	10.8	17.4	6.8	10.9	4.3	7.2			3.7	6.4
	Stabilizer blade down	22.0	41.7*	11.9	26.1*	7.5	18.9*	4.8	13.9*			4.2	10.8*
	Blade + 2 pt. down	41.6*	41.6*	21.5	26.0*	13.3	18.8*	8.8	13.8*			7.8	10.7*
	4 pt. outriggers down	41.6*	41.6*	26.0*	26.0*	17.2	18.8*	11.5	13.8*			10.2	10.7*
-10	Stabilizers raised	19.4	34.4	10.3	16.9	6.2	10.2					4.5	7.6
	Stabilizer blade down	21.7	43.2*	11.4	27.2*	6.9	18.0*					5.0	9.3*
	Blade + 2 pt. down	42.9*	42.9*	20.8	27.0*	12.5	17.9*					9.2*	9.2*
	4 pt. outriggers down	42.9*	42.9*	27.0*	27.0*	16.5	17.9*					9.2*	9.2*
-15	Stabilizers raised	19.0	33.8	9.7	16.1							7.6	12.4*
	Stabilizer blade down	21.2	37.1*	10.7	19.0*							8.5	12.4*
	Blade + 2 pt. down	36.8*	36.8*	18.8*	18.8*							12.2*	12.2*
	4 pt. outriggers down	36.8*	36.8*	18.8*	18.8*							12.2*	12.2*

Height Can be slewed through 360° In longitudinal position of undercarriage Max. reach \* Limited by hydr. capacity

The lift capacities on the load lift hook of the Liebherr quick coupler SW48 without working tool are stated in lb x 1,000 and are valid on a firm, level supporting surface with blocked oscillating axle. These capacities can be slewed through 360° with the undercarriage in the transverse position. Capacities in the longitudinal position of the undercarriage (+/- 15°) are specified over the steering axle with the stabilizers raised and over the rigid axle with the stabilizers down. The values apply when the adjusting cylinder is in the optimal position. Indicated loads based on the ISO 10567 standard and do not exceed 75% of tipping or 87% of hydraulic capacity, or are limited by the permissible load of the load lift hook on the quick coupler (max. 26,500 lb). Without the quick coupler, lift capacities will increase by up to 500 lb.

# Lift Capacities

with Two-Piece Boom 19' (Standard Counterweight) EW-Undercarriage

## Stick 8'8"

ft	Under-carriage	10 ft		15 ft		20 ft		25 ft		30 ft		ft in
		Stabilizers raised	Stabilizer blade down	Stabilizers raised	Stabilizer blade down	Stabilizers raised	Stabilizer blade down	Stabilizers raised	Stabilizer blade down	Stabilizers raised	Stabilizer blade down	
30	Stabilizers raised			12,9*	12,9*					10,6*	10,6*	16' 8"
	Stabilizer blade down			12,9*	12,9*					10,6*	10,6*	
	Blade + 2 pt. down			12,9*	12,9*					10,6*	10,6*	
	4 pt. outriggers down			12,9*	12,9*					10,6*	10,6*	
25	Stabilizers raised					8,3	12,2*			6,4	8,8*	22' 6"
	Stabilizer blade down					9,0	12,2*			7,0	8,8*	
	Blade + 2 pt. down					12,2*	12,2*			8,8*	8,8*	
	4 pt. outriggers down					12,2*	12,2*			8,8*	8,8*	
20	Stabilizers raised			12,7*	12,7*	8,4	12,5	5,2	8,2	4,7	7,5	26'
	Stabilizer blade down			12,7*	12,7*	9,1	13,4*	5,8	10,6*	5,2	8,1*	
	Blade + 2 pt. down			12,7*	12,7*	13,4*	13,4*	9,9	10,6*	8,1*	8,1*	
	4 pt. outriggers down			12,7*	12,7*	13,4*	13,4*	10,6*	10,6*	8,1*	8,1*	
15	Stabilizers raised	16,1*	16,1*	12,6	16,4*	8,2	12,2	5,4	8,4	3,8	6,3	28' 2"
	Stabilizer blade down	16,1*	16,1*	13,7	16,4*	8,9	15,7*	5,9	13,5*	4,3	7,9*	
	Blade + 2 pt. down	16,1*	16,1*	16,4*	16,4*	14,4	15,7*	10,0	13,5*	7,7	7,9*	
	4 pt. outriggers down	16,1*	16,1*	16,4*	16,4*	15,7*	15,7*	12,6	13,5*	7,9*	7,9*	
10	Stabilizers raised	22,0	32,4*	12,0	18,2	7,9	11,9	5,3	8,3	3,4	5,7	29' 5"
	Stabilizer blade down	24,4	32,4*	13,1	23,0*	8,6	17,2*	5,8	14,1*	3,8	8,0*	
	Blade + 2 pt. down	32,3*	32,3*	21,5	23,0*	14,0	17,1*	10,0	14,0*	7,1	8,0*	
	4 pt. outriggers down	32,3*	32,3*	23,0*	23,0*	17,1*	17,1*	12,5	14,0*	8,0*	8,0*	
5	Stabilizers raised	21,2	30,8*	11,6	17,7	7,8	11,8	5,1	8,0	3,2	5,5	29' 8"
	Stabilizer blade down	23,5	30,8*	12,7	25,4*	8,5	18,3*	5,6	14,4*	3,6	8,4*	
	Blade + 2 pt. down	30,8*	30,8*	21,0	25,3*	13,8	18,2*	9,7	14,3*	6,8	8,4*	
	4 pt. outriggers down	30,8*	30,8*	25,3*	25,3*	17,0	18,2*	12,3	14,3*	8,4*	8,4*	
0	Stabilizers raised	21,0	34,1	11,5	17,7	7,5	11,7	4,7	7,6	3,2	5,6	29'
	Stabilizer blade down	23,4	35,2*	12,6	25,7*	8,2	18,5*	5,2	14,5*	3,6	9,2*	
	Blade + 2 pt. down	35,2*	35,2*	21,0	25,5*	13,9	18,4*	9,3	14,4*	6,9	9,2*	
	4 pt. outriggers down	35,2*	35,2*	25,5*	25,5*	17,0	18,4*	12,0	14,4*	9,0	9,2*	
-5	Stabilizers raised	19,7	34,8	10,8	17,4	6,9	11,0	4,3	7,2	3,5	6,0	27' 5"
	Stabilizer blade down	22,0	41,1*	11,9	25,9*	7,6	18,7*	4,8	14,2*	3,9	10,5*	
	Blade + 2 pt. down	40,9*	40,9*	21,5	25,8*	13,4	18,6*	8,8	14,1*	7,4	10,4*	
	4 pt. outriggers down	40,9*	40,9*	25,8*	25,8*	17,3	18,6*	11,5	14,1*	9,8	10,4*	
-10	Stabilizers raised	19,3	34,3	10,4	17,0	6,2	10,2			4,2	7,1	24' 8"
	Stabilizer blade down	21,6	42,8*	11,5	26,8*	6,9	18,6*			4,7	9,2*	
	Blade + 2 pt. down	42,6*	42,6*	21,0	26,6*	12,5	18,5*			8,7	9,1*	
	4 pt. outriggers down	42,6*	42,6*	26,6*	26,6*	16,5	18,5*			9,1*	9,1*	
-15	Stabilizers raised	19,0	33,9	9,6	16,1					6,6	11,0	18'10"
	Stabilizer blade down	21,2	39,6*	10,7	21,3*					7,4	11,1*	
	Blade + 2 pt. down	39,3*	39,3*	19,9	21,1*					10,9*	10,9*	
	4 pt. outriggers down	39,3*	39,3*	21,1*	21,1*					10,9*	10,9*	

## Stick 10'

ft	Under-carriage	10 ft		15 ft		20 ft		25 ft		30 ft		ft in
		Stabilizers raised	Stabilizer blade down	Stabilizers raised	Stabilizer blade down	Stabilizers raised	Stabilizer blade down	Stabilizers raised	Stabilizer blade down	Stabilizers raised	Stabilizer blade down	
30	Stabilizers raised											18' 8"
	Stabilizer blade down											
	Blade + 2 pt. down											
	4 pt. outriggers down											
25	Stabilizers raised					8,5	11,0*					24'
	Stabilizer blade down					9,2	11,0*					
	Blade + 2 pt. down					11,0*	11,0*					
	4 pt. outriggers down					11,0*	11,0*					
20	Stabilizers raised					8,4	11,6*	5,5	8,4			27' 5"
	Stabilizer blade down					9,1	11,6*	6,0	10,4*			
	Blade + 2 pt. down					11,6*	11,6*	10,1	10,4*			
	4 pt. outriggers down					11,6*	11,6*	10,4*	10,4*			
15	Stabilizers raised			12,7	13,0*	8,2	12,2	5,6	8,5			29' 6"
	Stabilizer blade down			13,0*	13,0*	8,9	13,4*	6,1	12,3*			
	Blade + 2 pt. down			13,0*	13,0*	13,4*	13,4*	10,2	12,3*			
	4 pt. outriggers down			13,0*	13,0*	13,4*	13,4*	12,3*	12,3*			
10	Stabilizers raised	22,3	33,2*	12,0	18,2	7,9	11,9	5,5	8,4	3,3	5,6	30' 7"
	Stabilizer blade down	24,7	33,2*	13,1	21,9*	8,6	16,6*	6,0	13,7*	3,7	8,6*	
	Blade + 2 pt. down	33,2*	33,2*	21,6	21,9*	14,0	16,5*	10,1	13,6*	6,9	8,6*	
	4 pt. outriggers down	33,2*	33,2*	21,9*	21,9*	16,5*	16,5*	12,4	13,6*	8,6*	8,6*	
5	Stabilizers raised	21,1	31,0*	11,5	17,6	7,7	11,6	5,2	8,2	3,2	5,4	30' 10"
	Stabilizer blade down	23,5	31,0*	12,6	24,8*	8,4	17,9*	5,7	14,2*	3,5	10,0*	
	Blade + 2 pt. down	31,0*	31,0*	20,9	24,7*	13,7	17,9*	9,9	14,1*	6,7	10,0*	
	4 pt. outriggers down	31,0*	31,0*	24,7*	24,7*	16,9	17,9*	12,3	14,1*	8,7	10,0*	
0	Stabilizers raised	20,9	33,8	11,4	17,5	7,5	11,7	4,8	7,8	3,0	5,2	30' 2"
	Stabilizer blade down	23,3	34,1*	12,5	25,5*	8,3	18,4*	5,3	14,3*	3,3	8,9*	
	Blade + 2 pt. down	34,0*	34,0*	20,8	25,3*	13,7	18,2*	9,5	14,2*	6,5	8,9*	
	4 pt. outriggers down	34,0*	34,0*	25,3*	25,3*	16,8	18,2*	12,1	14,2*	8,5	8,9*	
-5	Stabilizers raised	19,8	34,5	10,8	17,4	7,1	11,2	4,3	7,3			28' 8"
	Stabilizer blade down	22,0	39,7*	11,9	25,6*	7,8	18,5*	4,8	14,4*			
	Blade + 2 pt. down	39,5*	39,5*	21,2	25,5*	13,7	18,4*	8,9	14,4*			
	4 pt. outriggers down	39,5*	39,5*	25,5*	25,5*	17,1	18,4*	11,6	14,4*			
-10	Stabilizers raised	19,1	34,1	10,4	16,9	6,3	10,3	4,0	6,9			26' 1"
	Stabilizer blade down	21,4	42,2*	11,4	26,3*	6,9	19,0*	4,5	11,7*			
	Blade + 2 pt. down	42,0*	42,0*	21,0	26,1*	12,7	18,9*	8,5	11,6*			
	4 pt. outriggers down	42,0*	42,0*	26,1*	26,1*	16,6	18,9*	11,2	11,6*			
-15	Stabilizers raised	19,1	34,0	9,6	16,0	5,9	9,9					21' 4"
	Stabilizer blade down	21,3	42,7*	10,6	24,5*	6,5	12,6*					
	Blade + 2 pt. down	42,5*	42,5*	19,9	24,3*	12,2	12,5*					
	4 pt. outriggers down	42,5*	42,5*	24,3*	24,3*	12,5*	12,5*					

Height Can be slewed through 360° In longitudinal position of undercarriage Max. reach \* Limited by hydr. capacity

The lift capacities on the load lift hook of the Liebherr quick coupler SW48 without working tool are stated in lb x 1,000 and are valid on a firm, level supporting surface with blocked oscillating axle. These capacities can be slewed through 360° with the undercarriage in the transverse position. Capacities in the longitudinal position of the undercarriage (+/- 15°) are specified over the steering axle with the stabilizers raised and over the rigid axle with the stabilizers down. The values apply when the adjusting cylinder is in the optimal position. Indicated loads based on the ISO 10567 standard and do not exceed 75 % of tipping or 87 % of hydraulic capacity, or are limited by the permissible load of the load lift hook on the quick coupler (max. 26,500 lb). Without the quick coupler, lift capacities will increase by up to 500 lb.





# Lift Capacities

with Mono Boom 18'6" (Heavy Counterweight)

## Stick 7'5"

ft	Under-carriage	10 ft		15 ft		20 ft		25 ft		30 ft		ft in
		Stabilizers raised	Stabilizer blade down	Stabilizers raised	Stabilizer blade down	Stabilizers raised	Stabilizer blade down	Stabilizers raised	Stabilizer blade down	Stabilizers raised	Stabilizer blade down	
30	Stabilizers raised											
	Stabilizer blade down											
	Blade + 2 pt. down											
25	4 pt. outriggers down											
	Stabilizers raised									9,9"	9,9"	
	Stabilizer blade down									9,9"	9,9"	10' 2"
20	Blade + 2 pt. down									9,9"	9,9"	
	4 pt. outriggers down									9,9"	9,9"	
	Stabilizers raised					9,6	14,1"			7,4	9,3"	
15	Stabilizer blade down					10,4	14,1"			8,0	9,3"	23' 1"
	Blade + 2 pt. down					14,1"	14,1"			9,3"	9,3"	
	4 pt. outriggers down					14,1"	14,1"			9,3"	9,3"	
10	Stabilizers raised					9,2	14,6	6,3	10,2	6,1	9,3"	
	Stabilizer blade down					9,9	15,4"	6,9	10,9"	6,6	9,3"	25' 6"
	Blade + 2 pt. down					15,4"	15,4"	10,9"	10,9"	9,3"	9,3"	
5	4 pt. outriggers down					15,4"	15,4"	10,9"	10,9"	9,3"	9,3"	
	Stabilizers raised			12,8	21,5	8,5	13,9	6,0	9,9	5,4	8,9	
	Stabilizer blade down			13,9	22,9"	9,3	17,6"	6,6	15,1"	5,9	9,7"	26' 8"
0	Blade + 2 pt. down			22,8"	22,8"	14,9	17,5"	10,6	15,0"	9,6	9,7"	
	4 pt. outriggers down			22,8"	22,8"	17,5"	17,5"	13,2	15,0"	9,7"	9,7"	
	Stabilizers raised			11,6	20,1	7,9	13,2	5,7	9,6	5,1	8,6	
-5	Stabilizer blade down			12,7	27,1"	8,6	19,7"	6,3	16,0"	5,6	10,6"	26' 11"
	Blade + 2 pt. down			21,7	26,9"	14,2	19,5"	10,3	15,9"	9,2	10,6"	
	4 pt. outriggers down			26,9"	26,9"	18,0	19,5"	12,9	15,9"	10,6"	10,6"	
-10	Stabilizers raised	13,9"	13,9"	10,9	19,4	7,5	12,8	5,5	9,3	5,2	8,8	
	Stabilizer blade down	13,9"	13,9"	12,1	28,8"	8,2	20,9"	6,1	16,5"	5,7	12,3"	26' 1"
	Blade + 2 pt. down	13,9"	13,9"	20,9	28,6"	13,7	20,8"	10,0	16,4"	9,5	12,3"	
-15	4 pt. outriggers down	13,9"	13,9"	27,5	28,6"	17,5	20,8"	12,6	16,4"	11,9	12,3"	
	Stabilizers raised	19,7	24,8"	10,8	19,2	7,3	12,6			5,7	9,7	
	Stabilizer blade down	22,0	24,8"	11,9	28,2"	8,1	20,8"			6,3	15,6"	24' 2"
-20	Blade + 2 pt. down	24,8"	24,8"	20,7	28,0"	13,5	20,6"			10,4	15,6"	
	4 pt. outriggers down	24,8"	24,8"	27,3	28,0"	17,3	20,6"			13,1	15,6"	
	Stabilizers raised	20,2	35,2"	11,0	19,4	7,5	12,8			7,0	11,9	
-25	Stabilizer blade down	22,5	35,2"	12,1	25,2"	8,2	18,4"			7,7	17,1"	21'
	Blade + 2 pt. down	34,9"	34,9"	21,0	25,0"	13,7	18,3"			12,8	17,0"	
	4 pt. outriggers down	34,9"	34,9"	25,0"	25,0"	17,5	18,3"			16,2	17,0"	

## Stick 8'

ft	Under-carriage	10 ft		15 ft		20 ft		25 ft		30 ft		ft in	
		Stabilizers raised	Stabilizer blade down	Stabilizers raised	Stabilizer blade down	Stabilizers raised	Stabilizer blade down	Stabilizers raised	Stabilizer blade down	Stabilizers raised	Stabilizer blade down		
30	Stabilizers raised												
	Stabilizer blade down												
	Blade + 2 pt. down												
25	4 pt. outriggers down												
	Stabilizers raised										9,2"	9,2"	
	Stabilizer blade down										9,2"	9,2"	9,1"
20	Blade + 2 pt. down										9,2"	9,2"	20' 1"
	4 pt. outriggers down										9,2"	9,2"	
	Stabilizers raised										9,6	13,5"	7,0
15	Stabilizer blade down										10,4	13,5"	8,5"
	Blade + 2 pt. down										13,5"	13,5"	8,5"
	4 pt. outriggers down										13,5"	13,5"	8,5"
10	Stabilizers raised										9,2	14,7	6,3
	Stabilizer blade down										9,9	14,9"	6,9
	Blade + 2 pt. down										14,9"	14,9"	10,9
5	4 pt. outriggers down										14,9"	14,9"	11,7"
	Stabilizers raised										18,1"	18,1"	12,9
	Stabilizer blade down										18,1"	18,1"	14,0
0	Blade + 2 pt. down										22,2"	22,1"	15,0
	4 pt. outriggers down										18,1"	18,1"	17,0"
	Stabilizers raised										11,6	20,1	7,9
-5	Stabilizer blade down										12,7	26,5"	8,6
	Blade + 2 pt. down										21,7	26,4"	14,2
	4 pt. outriggers down										26,4"	26,4"	18,0
-10	Stabilizers raised										14,3"	14,3"	10,9
	Stabilizer blade down										14,3"	14,3"	12,0
	Blade + 2 pt. down										20,9	28,3"	13,7
-15	4 pt. outriggers down										14,3"	14,3"	17,4
	Stabilizers raised										19,4	23,8"	10,7
	Stabilizer blade down										21,7	23,8"	11,8
-20	Blade + 2 pt. down										23,8"	23,8"	20,6
	4 pt. outriggers down										23,8"	23,8"	27,2
	Stabilizers raised										19,9	36,3"	10,8
-25	Stabilizer blade down										22,2	36,3"	11,9
	Blade + 2 pt. down										36,0"	36,0"	20,8
	4 pt. outriggers down										36,0"	36,0"	25,5"
-30	Stabilizers raised										11,4	19,3"	9,9
	Stabilizer blade down										12,6	19,3"	10,8
	Blade + 2 pt. down										19,1"	19,1"	16,6"
-35	4 pt. outriggers down										19,1"	19,1"	16,6"
	Stabilizers raised												9,9
	Stabilizer blade down												10,8
-40	Blade + 2 pt. down												16,6"
	4 pt. outriggers down												16,6"
	Stabilizers raised												9,9
-45	Stabilizer blade down												16,6"
	Blade + 2 pt. down												16,6"
	4 pt. outriggers down												16,6"

Height Can be slewed through 360° In longitudinal position of undercarriage Max. reach \* Limited by hydr. capacity

The lift capacities on the load lift hook of the Liebherr quick coupler SW48 without working tool are stated in lb x 1,000 and are valid on a firm, level supporting surface with blocked oscillating axle. These capacities can be slewed through 360° with the undercarriage in the transverse position. Capacities in the longitudinal position of the undercarriage (+/- 15°) are specified over the steering axle with the stabilizers raised and over the rigid axle with the stabilizers down. Indicated loads based on the ISO 10567 standard and do not exceed 75% of tipping or 87% of hydraulic capacity, or are limited by the permissible load of the load lift hook on the quick coupler (max. 26,500 lb). Without the quick coupler, lift capacities will increase by up to 500 lb.

# Lift Capacities

with Mono Boom 18'6" (Heavy Counterweight)

## Stick 8'8"

ft	Under-carriage	ft						ft in	
		10 ft	15 ft	20 ft	25 ft	30 ft	ft	in	
30	Stabilizers raised								
	Stabilizer blade down								
	Blade + 2 pt. down								
	4 pt. outriggers down								
25	Stabilizers raised						8,4"	8,4"	
	Stabilizer blade down						8,4"	8,4"	20'11"
	Blade + 2 pt. down						8,4"	8,4"	
	4 pt. outriggers down						8,4"	8,4"	
20	Stabilizers raised						6,7	7,9"	
	Stabilizer blade down						7,2	7,9"	24' 7"
	Blade + 2 pt. down						7,9"	7,9"	
	4 pt. outriggers down						7,9"	7,9"	
15	Stabilizers raised			9,2	14,4*	6,3	10,2	5,5	7,8"
	Stabilizer blade down			10,0	14,4*	6,9	11,9*	6,0	7,8"
	Blade + 2 pt. down			14,4*	14,4*	11,0	11,9*	7,8"	7,8"
	4 pt. outriggers down			14,4*	14,4*	11,9*	11,9*	7,8"	7,8"
10	Stabilizers raised	22,7	27,2*	13,0	21,4*	8,5	14,0	6,0	9,9
	Stabilizer blade down	25,1	27,2*	14,1	21,4*	9,3	16,6*	6,5	14,4*
	Blade + 2 pt. down	27,2*	27,2*	21,3*	21,3*	15,0	16,6*	10,6	14,3*
	4 pt. outriggers down	27,2*	27,2*	21,3*	21,3*	16,6*	16,6*	13,2	14,3*
5	Stabilizers raised			11,6	20,1	7,9	13,2	5,7	9,5
	Stabilizer blade down			12,7	25,9*	8,6	18,9*	6,2	15,5*
	Blade + 2 pt. down			21,8	25,8*	14,2	18,8*	10,2	15,4*
	4 pt. outriggers down			25,8*	25,8*	18,0	18,8*	12,8	15,4*
0	Stabilizers raised	14,6*	14,6*	10,8	19,2	7,4	12,7	5,4	9,2
	Stabilizer blade down	14,6*	14,6*	11,9	28,3*	8,1	20,4*	5,9	16,2*
	Blade + 2 pt. down	14,6*	14,6*	20,8	28,1*	13,6	20,3*	9,9	16,1*
	4 pt. outriggers down	14,6*	14,6*	27,4	28,1*	17,4	20,3*	12,5	16,1*
-5	Stabilizers raised	19,2	22,9*	10,5	18,9	7,1	12,4	5,3	9,1
	Stabilizer blade down	21,4	22,9*	11,7	28,3*	7,9	20,7*	5,8	16,0*
	Blade + 2 pt. down	22,9*	22,9*	20,5	28,1*	13,3	20,6*	9,8	15,9*
	4 pt. outriggers down	22,9*	22,9*	27,0	28,1*	17,1	20,6*	12,4	15,9*
-10	Stabilizers raised	19,6	34,9*	10,7	19,1	7,2	12,5	6,1	10,5
	Stabilizer blade down	21,9	34,9*	11,8	26,0*	7,9	19,1*	6,8	16,1*
	Blade + 2 pt. down	34,9*	34,9*	20,6	25,8*	13,4	19,0*	11,3	16,0*
	4 pt. outriggers down	34,9*	34,9*	25,8*	25,8*	17,2	19,0*	14,4	16,0*
-15	Stabilizers raised			11,2	19,7			8,9	15,4
	Stabilizer blade down			12,3	20,3*			9,8	16,4*
	Blade + 2 pt. down			20,2*	20,2*			16,3*	16,3*
	4 pt. outriggers down			20,2*	20,2*			16,3*	16,3*

## Stick 10'

ft	Under-carriage	ft						ft in	
		10 ft	15 ft	20 ft	25 ft	30 ft	ft	in	
30	Stabilizers raised								
	Stabilizer blade down								
	Blade + 2 pt. down								
	4 pt. outriggers down								
25	Stabilizers raised								7,1"
	Stabilizer blade down								7,1"
	Blade + 2 pt. down								7,1"
	4 pt. outriggers down								7,1"
20	Stabilizers raised							6,6	8,3"
	Stabilizer blade down							7,1	8,3"
	Blade + 2 pt. down							8,3*	8,3*
	4 pt. outriggers down							8,3*	8,3*
15	Stabilizers raised			9,3	13,4*	6,4	10,3	5,1	6,7"
	Stabilizer blade down			10,1	13,4*	6,9	11,3*	5,6	6,7"
	Blade + 2 pt. down			13,4*	13,4*	11,0	11,3*	6,7*	6,7"
	4 pt. outriggers down			13,4*	13,4*	11,3*	11,3*	6,7*	6,7"
10	Stabilizers raised	23,9	30,7*	13,2	19,8*	8,6	14,1	6,0	9,9
	Stabilizer blade down	26,3	30,7*	14,4	19,8*	9,4	15,7*	6,6	13,7*
	Blade + 2 pt. down	30,6*	30,6*	19,7*	19,7*	15,1	15,7*	10,6	13,6*
	4 pt. outriggers down	30,6*	30,6*	19,7*	19,7*	15,7*	15,7*	13,3	13,6*
5	Stabilizers raised	14,3*	14,3*	11,7	20,3	7,9	13,2	5,6	9,5
	Stabilizer blade down	14,3*	14,3*	12,9	24,7*	8,6	18,2*	6,2	15,0*
	Blade + 2 pt. down	14,3*	14,3*	22,0	24,6*	14,3	18,1*	10,2	14,9*
	4 pt. outriggers down	14,3*	14,3*	24,6*	24,6*	18,1	18,1*	12,8	14,9*
0	Stabilizers raised	15,7*	15,7*	10,8	19,2	7,3	12,6	5,3	9,2
	Stabilizer blade down	15,7*	15,7*	11,9	27,7*	8,1	20,0*	5,9	15,9*
	Blade + 2 pt. down	15,7*	15,7*	20,8	27,5*	13,6	19,9*	9,8	15,8*
	4 pt. outriggers down	15,7*	15,7*	27,5	27,5*	17,4	19,9*	12,4	15,8*
-5	Stabilizers raised	18,9	22,1*	10,4	18,8	7,0	12,3	5,2	9,0
	Stabilizer blade down	21,1	22,1*	11,5	28,3*	7,7	20,6*	5,7	16,0*
	Blade + 2 pt. down	22,1*	22,1*	20,4	28,1*	13,2	20,5*	9,7	15,9*
	4 pt. outriggers down	22,1*	22,1*	26,9	28,1*	17,0	20,5*	12,2	15,9*
-10	Stabilizers raised	19,2	31,7*	10,4	18,8	7,0	12,3	5,5	9,6
	Stabilizer blade down	21,4	31,7*	11,5	26,7*	7,7	19,6*	6,1	14,0*
	Blade + 2 pt. down	31,7*	31,7*	20,4	26,5*	13,2	19,5*	10,3	14,0*
	4 pt. outriggers down	31,7*	31,7*	26,5*	26,5*	17,0	19,5*	13,0	14,0*
-15	Stabilizers raised	19,9	31,6*	10,8	19,3			7,6	13,2
	Stabilizer blade down	22,2	31,6*	12,0	22,2*			8,4	16,1*
	Blade + 2 pt. down	31,3*	31,3*	20,9	22,0*			14,1	16,0*
	4 pt. outriggers down	31,3*	31,3*	22,0*				16,0*	16,0*

Height Can be slewed through 360° In longitudinal position of undercarriage Max. reach \* Limited by hydr. capacity

The lift capacities on the load lift hook of the Liebherr quick coupler SW48 without working tool are stated in lb x 1,000 and are valid on a firm, level supporting surface with blocked oscillating axle. These capacities can be slewed through 360° with the undercarriage in the transverse position. Capacities in the longitudinal position of the undercarriage (+/- 15°) are specified over the steering axle with the stabilizers raised and over the rigid axle with the stabilizers down. Indicated loads based on the ISO 10567 standard and do not exceed 75% of tipping or 87% of hydraulic capacity, or are limited by the permissible load of the load lift hook on the quick coupler (max. 26,500 lb). Without the quick coupler, lift capacities will increase by up to 500 lb.



# Lift Capacities

with Mono Boom 18'6" (Heavy Counterweight) EW-Undercarriage

## Stick 7'5"

ft	Under-carriage	10 ft		15 ft		20 ft		25 ft		30 ft		ft in
		Stabilizers raised	Stabilizer blade down	Stabilizers raised	Stabilizer blade down	Stabilizers raised	Stabilizer blade down	Stabilizers raised	Stabilizer blade down	Stabilizers raised	Stabilizer blade down	
30	Stabilizers raised											
	Stabilizer blade down											
	Blade + 2 pt. down											
	4 pt. outriggers down											
25	Stabilizers raised									9,9"	9,9"	
	Stabilizer blade down									9,9"	9,9"	10' 2"
	Blade + 2 pt. down									9,9"	9,9"	
	4 pt. outriggers down									9,9"	9,9"	
20	Stabilizers raised					10,6	14,1"			8,2	9,3"	
	Stabilizer blade down					11,4	14,1"			8,9	9,3"	23' 1"
	Blade + 2 pt. down					14,1"	14,1"			9,3"	9,3"	
	4 pt. outriggers down					14,1"	14,1"			9,3"	9,3"	
15	Stabilizers raised					10,1	14,7	7,0	10,3	6,8	9,3"	
	Stabilizer blade down					10,9	15,4"	7,6	10,9"	7,3	9,3"	25' 6"
	Blade + 2 pt. down					15,4"	15,4"	10,9"	10,9"	9,3"	9,3"	
	4 pt. outriggers down					15,4"	15,4"	10,9"	10,9"	9,3"	9,3"	
10	Stabilizers raised			14,3	21,6	9,5	14,0	6,7	10,0	6,1	9,0	
	Stabilizer blade down			15,5	22,9"	10,3	17,6"	7,3	15,1"	6,6	9,7"	26' 8"
	Blade + 2 pt. down			22,8"	22,8"	16,6	17,5"	11,8	15,0"	9,7"	9,7"	
	4 pt. outriggers down			22,8"	22,8"	17,5"	17,5"	14,7	15,0"	9,7"	9,7"	
5	Stabilizers raised			13,0	20,2	8,8	13,3	6,4	9,7	5,8	8,7	
	Stabilizer blade down			14,2	27,1"	9,6	19,7"	7,0	16,0"	6,3	10,6"	26' 11"
	Blade + 2 pt. down			24,5	26,9"	15,9	19,5"	11,4	15,9"	10,3	10,6"	
	4 pt. outriggers down			26,9"	26,9"	19,5"	19,5"	14,4	15,9"	10,6"	10,6"	
0	Stabilizers raised	13,9"	13,9"	12,4	19,5	8,4	12,9	6,2	9,4	5,9	8,9	
	Stabilizer blade down	13,9"	13,9"	13,6	28,8"	9,2	20,9"	6,8	16,5"	6,4	12,3"	26' 1"
	Blade + 2 pt. down	13,9"	13,9"	23,7	28,6"	15,4	20,8"	11,2	16,4"	10,5	12,3"	
	4 pt. outriggers down	13,9"	13,9"	28,6"	28,6"	19,7	20,8"	14,1	16,4"	12,3"	12,3"	
-5	Stabilizers raised	22,7	24,8"	12,2	19,3	8,3	12,7			6,4	9,8	
	Stabilizer blade down	24,8"	24,8"	13,4	28,2"	9,0	20,8"			7,0	15,6"	24' 2"
	Blade + 2 pt. down	24,8"	24,8"	23,5	28,0"	15,2	20,6"			11,6	15,6"	
	4 pt. outriggers down	24,8"	24,8"	28,0"	28,0"	19,4	20,6"			14,7	15,6"	
-10	Stabilizers raised	23,2	35,2"	12,4	19,6	8,4	12,9			7,9	12,0	
	Stabilizer blade down	25,7	35,2"	13,6	25,2"	9,2	18,4"			8,6	17,1"	21'
	Blade + 2 pt. down	34,9"	34,9"	23,7	25,0"	15,3	18,3"			14,3	17,0"	
	4 pt. outriggers down	34,9"	34,9"	25,0"	25,0"	18,3"	18,3"			17,0"	17,0"	
-15	Stabilizers raised											
	Stabilizer blade down											
	Blade + 2 pt. down											
	4 pt. outriggers down											

## Stick 8'

ft	Under-carriage	10 ft		15 ft		20 ft		25 ft		30 ft		ft in					
		Stabilizers raised	Stabilizer blade down	Stabilizers raised	Stabilizer blade down	Stabilizers raised	Stabilizer blade down	Stabilizers raised	Stabilizer blade down	Stabilizers raised	Stabilizer blade down						
30	Stabilizers raised																
	Stabilizer blade down																
	Blade + 2 pt. down																
	4 pt. outriggers down																
25	Stabilizers raised										9,2"	9,2"					
	Stabilizer blade down										9,2"	9,2"	20' 1"				
	Blade + 2 pt. down										9,2"	9,2"					
	4 pt. outriggers down										9,2"	9,2"					
20	Stabilizers raised										10,6	13,5"					
	Stabilizer blade down										11,4	13,5"	23' 10"				
	Blade + 2 pt. down										13,5"	13,5"					
	4 pt. outriggers down										13,5"	13,5"					
15	Stabilizers raised										10,2	14,8	7,0	10,3			
	Stabilizer blade down										10,9	14,9"	7,6	11,7"	26' 1"		
	Blade + 2 pt. down										14,9"	14,9"	11,7"	11,7"			
	4 pt. outriggers down										14,9"	14,9"	11,7"	11,7"			
10	Stabilizers raised			18,1"	18,1"	14,4	21,8	9,5	14,0	6,7	10,0			5,8	8,7		
	Stabilizer blade down			18,1"	18,1"	15,6	22,2"	10,3	17,1"	7,3	14,7"			6,3	8,9"	27' 4"	
	Blade + 2 pt. down			18,1"	18,1"	22,1"	22,1"	16,6	17,0"	11,8	14,7"			8,9"	8,9"		
	4 pt. outriggers down			18,1"	18,1"	22,1"	22,1"	17,0"	17,0"	14,7"	14,7"			8,9"	8,9"		
5	Stabilizers raised										13,0	20,2	8,8	13,3	6,4	9,6	
	Stabilizer blade down										14,2	26,5"	9,6	19,3"	7,0	15,8"	27' 6"
	Blade + 2 pt. down										24,5	26,4"	15,8	19,2"	11,4	15,7"	
	4 pt. outriggers down										26,4"	26,4"	19,2"	19,2"	14,3	15,7"	
0	Stabilizers raised	14,3"	14,3"	12,3	19,4	8,4	12,8	6,1	9,4					5,6	8,5		
	Stabilizer blade down	14,3"	14,3"	13,5	28,5"	9,1	20,7"	6,7	16,4"					6,1	11,1"	26' 8"	
	Blade + 2 pt. down	14,3"	14,3"	23,6	28,3"	15,3	20,5"	11,1	16,3"					10,1	11,1"		
	4 pt. outriggers down	14,3"	14,3"	28,3"	28,3"	19,6	20,5"	14,0	16,3"					11,1"	11,1"		
-5	Stabilizers raised	22,4	23,8"	12,1	19,2	8,2	12,6							6,1	9,3		
	Stabilizer blade down	23,8"	23,8"	13,3	28,2"	8,9	20,8"							6,7	13,8"	24' 11"	
	Blade + 2 pt. down	23,8"	23,8"	23,3	28,0"	15,1	20,6"							11,1	13,8"		
	4 pt. outriggers down	23,8"	23,8"	28,0"	28,0"	19,3	20,6"							13,8"	13,8"		
-10	Stabilizers raised	22,9	36,3"	12,3	19,4	8,3	12,7							7,4	11,3		
	Stabilizer blade down	25,4	36,3"	13,5	25,7"	9,0	18,8"							8,1	16,6"	21' 11"	
	Blade + 2 pt. down	36,0"	36,0"	23,5	25,5"	15,2	18,7"							13,4	16,5"		
	4 pt. outriggers down	36,0"	36,0"	25,5"	25,5"	18,7"	18,7"							16,5"	16,5"		
-15	Stabilizers raised										12,9	19,3"			11,1	16,7"	
	Stabilizer blade down										14,1	19,3"			12,1	16,7"	16' 8"
	Blade + 2 pt. down										19,1"	19,1"			16,6"	16,6"	
	4 pt. outriggers down										19,1"	19,1"			16,6"	16,6"	

Height Can be slewed through 360° In longitudinal position of undercarriage Max. reach \* Limited by hydr. capacity

The lift capacities on the load lift hook of the Liebherr quick coupler SW48 without working tool are stated in lb x 1,000 and are valid on a firm, level supporting surface with blocked oscillating axle. These capacities can be slewed through 360° with the undercarriage in the transverse position. Capacities in the longitudinal position of the undercarriage (+/- 15°) are specified over the steering axle with the stabilizers raised and over the rigid axle with the stabilizers down. Indicated loads based on the ISO 10567 standard and do not exceed 75% of tipping or 87% of hydraulic capacity, or are limited by the permissible load of the load lift hook on the quick coupler (max. 26,500 lb). Without the quick coupler, lift capacities will increase by up to 500 lb.

















# Equipment

## Undercarriage

Dual-circuit braking system	•
Tires (twin tires) Mitas EM 22	•
Individual control outriggers	+
Travel speed levels (four)	•
Load holding valve on each stabilization cylinder	•
Powershift transmission, semiautomatic	•
Parking brake, maintenance-free	•
Tires, variants	+
Protection for piston rods, stabilizer cylinder	+
Speeder**	+
Undercarriage EW 9'	+
Tool equipment, extended	+
Tool box left – lockable	•
Tool box right – lockable	+

## Uppercarriage

Uppercarriage right side light, 1 piece, LED	+
Uppercarriage rear light, 2 pieces, LED	+
Refuelling system with filling pump	+
Main battery switch for electrical system	•
Engine hood with gas spring	•
Warning beacon on uppercarriage, LED	+
Service doors, lockable	•

## Hydraulic System

Shut-off valve between hydraulic tank and pump(s)	•
Pressure test fittings	•
Accumulator for controlled lowering of the attachment with the engine shut down	•
Hydraulic oil filter with integrated microfilter	•
Liebherr hydraulic oil from –4 °F to +104 °F	•
Liebherr hydraulic oil, biologically degradable	+
Liebherr hydraulic oil, specially for warm or cold regions	+
Bypass filter	+
Switchover high pressure circuit and tipping cylinder	+
Switchover high pressure circuit and two-piece boom	+

## Diesel Engine

Fuel anti-theft device	+
Reversible fan drive, fully automatic	+
Air pre-filter with dust discharge	+
Preheating fuel	+

## Operator's Cab

Storage compartment	•
Cab lights rear, LED	+
Cab lights front, halogen (under rain cover)	•
Cab lights front, LED (above rain cover)	+
Cab lights front, LED (under rain cover)	+
Mechanical hour meters, readable from outside the cab	•
Roof window made from impact-resistant laminated safety glass	+
Operator's seat Standard	•
Operator's seat Comfort	+
Operator's seat Premium	+
Driving alarm (acoustic signal is emitted during travel, can be switched ON/OFF)	+
Fire extinguisher	+
Front screen made from impact-resistant laminated safety glass – not adjustable	+
Windscreen retractable (including upper part)	•
Intermittent windscreen wiper with wiper washer	•
Cruise control	•
Rubber floor mat, removable	•
Dome light	•
Joystick steering	+
Coat hook	•
Automatic air conditioning	•
Fuel consumption indicator	•
Electric cooler	+
Steering wheel, wide version (cost-neutral option)	+
Steering column adjustable horizontally	•
LiDAT, vehicle fleet management	•
Automatic engine shut-down (time adjustable)	+
Emergency exit rear window	•
Positioning swing brake	+
Proportional control	+
Radio Comfort, control via display with handsfree set	+
Preparation for radio installation	•
Rain cover over front window opening	•
ROPS cab protection	•
Back-up alarm (acoustic signal is emitted traveling backward, can not be switched off)	+
Warning beacon on cab, LED	+
All tinted windows	•
Windscreen wiper, roof	+
Windshield wiper, entire windscreen	•
Door with sliding window	•
Top guard	+
Front guard, adjustable	+
Right side window and windshield made from laminated safety glass	•
Sun blind	•
Electronic immobilizer	+
Cigarette lighter	•

# Equipment



## Attachment

Boom lights, 2 pieces, halogen	•
Boom lights, 2 pieces, LED	+
High pressure circuit incl. unpressurized return line and Tool Control	+
Electronic lift limitation	+
Leak oil line, additional for working tools	+
Liebherr ditch cleaning bucket	+
Liebherr quick coupler, hydraulic or mechanical	+
Liebherr tilt bucket	+
Liebherr tilt rotator	+
Liebherr sorting grab	+
Liebherr backhoe bucket	+
Liebherr tooth system	+
Liebherr clamshell grab	+
Medium pressure circuit incl. lines	+
Mono boom	+
Mono boom, HD version	+
Pipe fracture safety valves hoist cylinders	•
Pipe fracture safety valve tipping cylinder	+
Pipe fracture safety valve stick cylinder	•
Return line, pressureless (in high pressure circuit option included)	+
Hose quick coupling at end of stick	•
Quick coupling system LIKUFIX	+
Protection for bottom side of stick	+
Tool Control, 10 tool adjustments selectable over the display	+
Overload warning device	•
Two-piece boom	+
Two-piece boom, HD version	+



## Complete Machine

Lubrication	
Lubrication undercarriage, manually – decentralized (grease points)	•
Lubrication undercarriage, manually – centralized (one grease point)	+
Central lubrication system for uppercarriage and attachment, automatically (without quick coupler and connecting link) *	•
Central lubrication system, extension for quick coupler	+
Central lubrication system, extension for connecting link	+
Special coating	
Custom painting for tools	+
Special coating, variants	+
Monitoring	
Rear view monitoring with camera	•
Side view monitoring with camera	•

• = Standard, + = Option

\* = country-dependent, \*\* = depending upon the country partially only 15.5 mph permitted

**Options and/or special attachments, supplied by vendors other than Liebherr, are only to be installed with the knowledge and approval of Liebherr in order to retain warranty.**



# The Liebherr Group of Companies



## Wide Product Range

The Liebherr Group is one of the largest construction equipment manufacturers in the world. Liebherr's high-value products and services enjoy a high reputation in many other fields. The wide range includes domestic appliances, aerospace and transportation systems, machine tools and maritime cranes.

## Exceptional Customer Benefit

Every product line provides a complete range of models in many different versions. With both their technical excellence and acknowledged quality, Liebherr products offer a maximum of customer benefits in practical applications.

## State-of-the-art Technology

To provide consistent, top quality products, Liebherr attaches great importance to each product area, its components and core technologies. Important modules and components are developed and manufactured in-house, for instance the entire drive and control technology for construction equipment and mining trucks.

## Worldwide and Independent

Hans Liebherr founded the Liebherr family company in 1949. Since that time, the enterprise has steadily grown to a group of more than 130 companies with over 41,000 employees located on all continents. The corporate headquarters of the Group is Liebherr-International AG in Bulle, Switzerland. The Liebherr family is the sole owner of the company.

[www.liebherr.us](http://www.liebherr.us)